

# Community Themes and Strengths Assessment

KANKAKEE COUNTY 2021



## Acknowledgements

The Partnership for a Healthy Community was established among the Helen Wheeler Center for Community Mental Health, the Hispanic Partnership, the Kankakee County Health Department, AMITA Health St. Mary’s Hospital, Riverside Healthcare, and the United Way of Kankakee and Iroquois County to conduct routine health assessments of the Kankakee County community, identify priority health issues, and identify strategies to address these health issues.



*Mission Statement: We are committed to creating a healthy community through comprehensive assessments and the implementation of effective plans.*

The Partnership for a Healthy Community would like to acknowledge and thank the following individuals and organizations that contributed their valuable time and expertise to the Community Themes and Strengths Assessment.

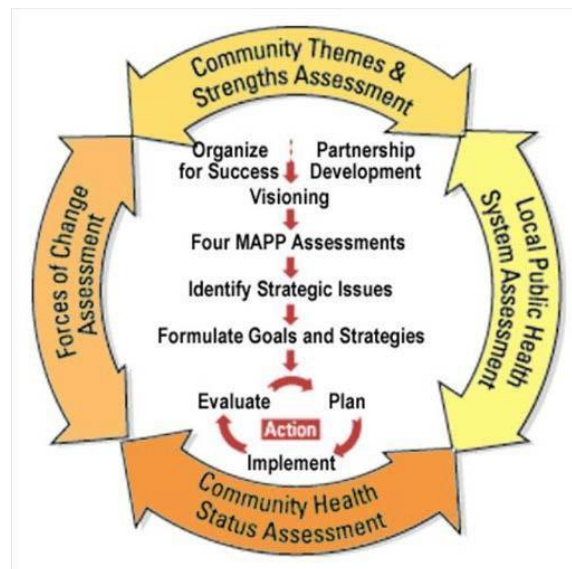
Name	Organization
John Bevis	Kankakee County Health Department
Angelica Cannata	AMITA Health Intern
Shannon M. Jermal	AMITA Health
Kathy Peterson	AMITA Health St. Mary’s Hospital
Shelby Shiver	Kankakee County Health Department

## Table of Contents

Acknowledgements	2
Introduction	4
Assessment Methodology	5
Executive Summary	8
Demographics of Survey Respondents	10
Community Themes and Strengths Findings	14
Appendix A: Survey in English	42
Appendix B: Survey in Spanish	65

## Introduction

In 2019, the Kankakee County Partnership for a Healthy Community convened to conduct the fourth iteration of the MAPP (Mobilizing for Action through Planning and Partnership) process. MAPP is a community driven, strategic planning framework that assists communities in developing and implementing efforts around the prioritization of public health issues and the identification of resources to address them as defined by the 10 Essential Public Health Services. The MAPP process includes four assessments, as shown in the model below.



One of the four assessment tools is the Community Themes and Strengths Assessment (CTSA). The CTSA aims to gather community members' perceptions, thoughts, opinions, and concerns regarding the quality of life in Kankakee County. This input provides valuable insight into the issues of importance to the community. This assessment engages the community by requesting their input on the following questions:

- What is important to our community?
- How is quality of life perceived in our community?
- What are the assets in our community?

Community engagement is key to the success of any community-wide initiative, and provides residents with a sense of ownership and participation in their county. The Partnership for a Healthy Community conducted a survey among Kankakee County residents in order to answer the questions above.

## Assessment Methodology

The Partnership for a Healthy Community participated in the Community Themes and Strengths Assessment (CTSA) through the use of a community-wide survey. The survey contained 63 questions on a variety of topics including COVID-19 impacts, quality of life, health status, access to resources, social support, economic opportunity, health equity, and social issues. Residents were able to report on their perceptions of health and quality of life issues within their homes, community, and county. While an answer was not required for every question, diverse community input was encouraged. Most of the survey questions asked participants to rate issues on a Likert scale, which is a commonly used scale that allows individuals to rate their opinion. The survey included opportunities to allow respondents to comment on their responses. The complete survey can be found in Appendix A in both English and Spanish.

### Random Sample

The CTSA survey was developed using SurveyMonkey© and made available online in both English and Spanish. The survey opened on March 10, 2021 and was shared via the Kankakee County Health Department social media platforms. Other promotional efforts included sharing the survey via email with the Partnership for a Healthy Community and encouraging steering committee members to share the link widely with their agencies. A Facebook boosting feature was used to promote reach to all Kankakee County residents. A flyer was created and shared with the Partner for a Healthy Community that provided information on the Community Themes and Strengths Assessment and the survey links.

The English survey was open to all Kankakee County residents and the collection period ran from March 10, 2021 to April 13th, 2021. The Spanish survey collection period ran from March 25th, 2021 to April 13th, 2021 . A total of 401 individuals initiated the survey during the collection periods. Eleven of the respondents were disqualified immediately as they answered no to the first question “Do you live in Kankakee County?” This resulted in 390 respondents that completed some or all of the survey (385 English and 5 Spanish surveys). Survey results were analyzed by the CTSA sub-committee and used to gather the top identified health and quality of life issues in Kankakee County.

## **Targeted Sample**

To thoroughly assess the Community Themes and Strengths within the Kankakee County community, the Partnership for a Healthy Community created an electronic survey. The targeted audience for the survey was any Kankakee County residents. We hoped that a high number of surveys were completed to encompass the county demographics so that a comprehensive assessment could be conducted.

During the midpoint of the collection period, it was recognized that a significantly lower percentage of men had completed the survey than women. A Facebook boosting feature was being used starting March 25th, 2021 to promote and reach a larger resident audience. On April 1st and 2nd the Facebook Boost audience was edited to promote the survey to men living in Kankakee County. The results of this promotion reached 1,612 Kankakee County men.

Originally, the survey was set to close March 31st, but due to the under-representation among survey participants based on specific racial and ethnic representation of the Kankakee County population as a whole, the survey was extended. The most significant under-represented populations included the following groups: African Americans and Hispanics. The CTSA Subcommittee attempted to further reach these populations through targeted outreach to the Hispanic and African American populations. With the help of community partnerships and the City of Kankakee, organizations promoted the survey through social media, email, COVID-19 vaccination clinics, and having printed Spanish versions of the survey. The CTSA subcommittee reachout out to multiple organizations and leaders throughout the community in efforts to conduct Focus Groups for the under-represented populations. However, this data collection method was not able to be conducted due to COVID-19 state restrictions.

## **Health Equity**

Questions addressing health equity were included in the survey to measure the effects of discrimination on health. Respondents were asked to identify perceptions of discrimination in Kankakee County. These questions were adapted from “Experiences of discrimination: Validity and reliability of a self-report measure for population health research on racism and health.”

**Data Limitations**

While efforts were made for survey respondents to generally reflect Kankakee County residents, it is important to note that the sample is not a representative sample.

## Executive Summary: Key Findings from the Community Themes and Strengths Assessment

A community survey opened to all Kankakee County residents on March 10th, 2021 in an English version and March 25th, 2021 in a Spanish version. Both surveys closed April 13, 2021. As a result, 390 responses were elicited from the community, answering questions on their perceptions of their quality of life, social issues, health issues, and access to health care.

The majority of respondents in this survey are white, non-Hispanic women over the age 35 years of age, and are not a representative sample of Kankakee County as a whole. Responses were recorded from every zip code in Kankakee County, except for Hopkins Park (60958), Reddick (60961), and Union Hill (60969). The majority of respondents have lived in Kankakee County longer than 16 years, use English as their primary language, and have taken some college courses or have a college degree.

The majority of respondents perceive life in Kankakee County “good” or “fair” for overall quality of life, “very good” or “good” for quality of environment, and “good” or “fair” for quality of healthcare. The majority of respondents perceive Kankakee County as a “fair” or “good” place to raise children, grow old, and view Kankakee County as a safe community. Comments related to quality of life indicate social concerns related to safety and crime, education, and access to healthcare.

Most respondents rate that they have enough money to pay for needed items (e.g. food, clothing, housing, and medicine), have people they can get help from when needed, and have a sense of responsibility to help improve the health of their community. Respondents rated lower to having a sense of community pride and there being enough jobs in Kankakee County.

Respondents identified areas in which they have experienced any type of discrimination in Kankakee County. The top three areas in which respondents experienced discrimination are at work (36.3%), on the street/ in a public setting (29.2%), and getting hired/ getting a job (26.4%). Additional perceptions of discrimination that were shared through comments are racial discrimination, discrimination related to age, and discrimination within the school setting.

Respondents identified social issues of important concern for community residents. Access to interpreter services was identified as the most important social concern for residents in their home and in their neighborhood or community. These results may be less valid since respondents were not given the option of “not applicable,” even if interpreter services were not needed in their home or neighborhood/ community. Other top social issues of concern for respondents were living in a safe neighborhood, being able to find good jobs, living in a healthy economy, and the ability to participate in arts, culture, and community events. Another area of concern identified in the home of community residents was youth practicing unhealthy



behaviors and lifestyles and the community's concern for access to good schools. Respondents comments related to this issue include safety, high healthcare costs, and lack of diversity within Kankakee County.

Respondents identified significant health concerns for Kankakee County including depression/ anxiety, other mental health issues, violence, and domestic abuse. Most respondents identify youth violence, alcohol abuse, and illegal drug use as the most significant health issues within their neighborhood or community. The majority of respondents commented on the lack of resources for mental health, suicide, and Sexually Transmitted Disease as additional health concerns. Many respondents identified health concerns increasing in their community since the onset of the COVID-19 pandemic.

The survey captured valuable data on where community members obtain their health information and services within the Kankakee County health system. Most respondents receive health information from a variety of sources, including the internet, their healthcare provider, the local health department, and the newspaper (in print or online). Most respondents visit their private practice healthcare provider when they are sick or in need of medicare care (85.5%). Forty percent of responses reported using a private healthcare provider for themselves or family when needing mental health care, but over fifty percent reported these services did not apply to them. When residents and their families are in need of dental services 95.3% use a private dentist. Over seventy percent of residents reported no need for prenatal care, however those needing services reported using private practice healthcare providers (26.3%). Many respondents also visit immediate care/ fast care clinics (32.5%) and hospital emergency rooms (27.4%) when they are sick or need medical care. A significant portion of respondent's comments included seeking a variety of healthcare services outside of Kankakee County.

The COVID-19 pandemic has had an effect on health and quality of life in Kankakee County and globally. Since the onset of the COVID-19 pandemic residents in Kankakee County have reported an increase in feeling anxious, stressed, lonely, and have faced a barrier to regular exercise. Most respondents did report that they were still going to their workplace for the same number of hours as before the pandemic (38.1%). The majority of responses related to changes in medical health care since the COVID-19 pandemic noted no major changes, however, some noted mild changes such as the use of telehealth appointments or delays in care.

The following themes were identified by survey respondents as perceived issues that need to be addressed in Kankakee County:

- Discrimination
- Healthcare: High cost and lack of access
- High rates of crime, violence, and bullying
- Jobs: Lack of jobs and low-wage jobs
- Lack of community resources
- Mental illness and substance abus

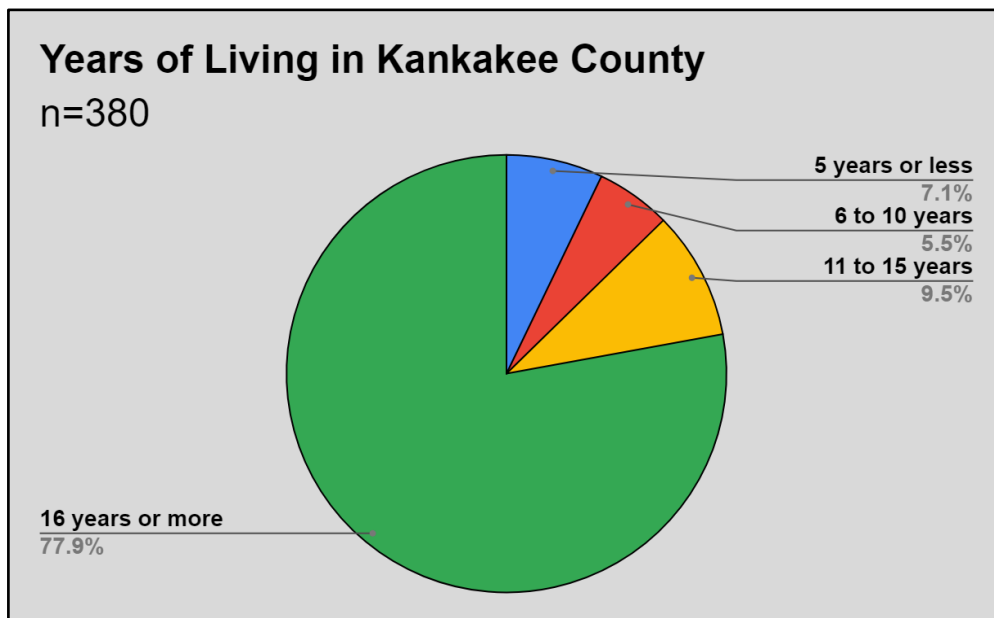
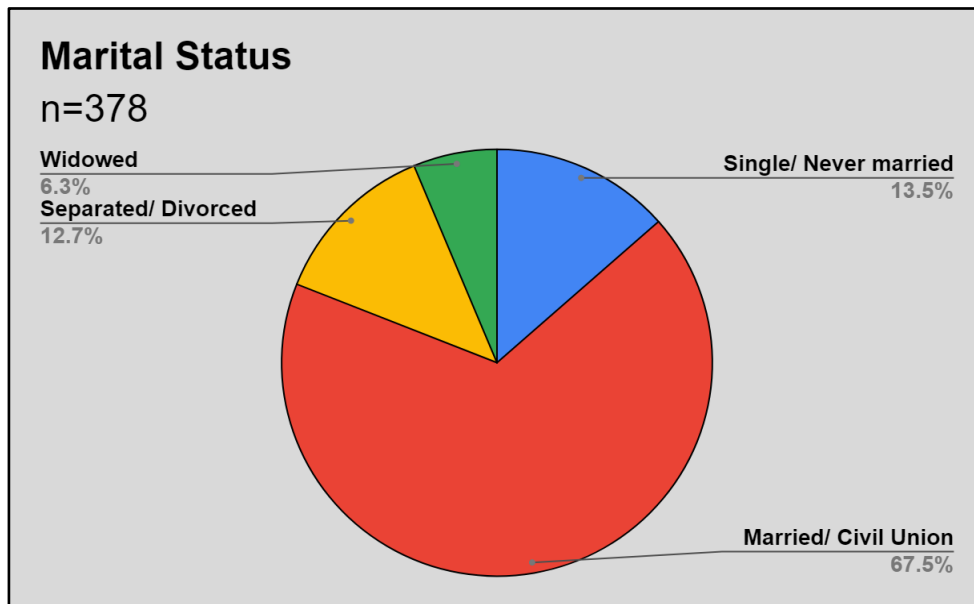
## Demographics of Survey Respondents

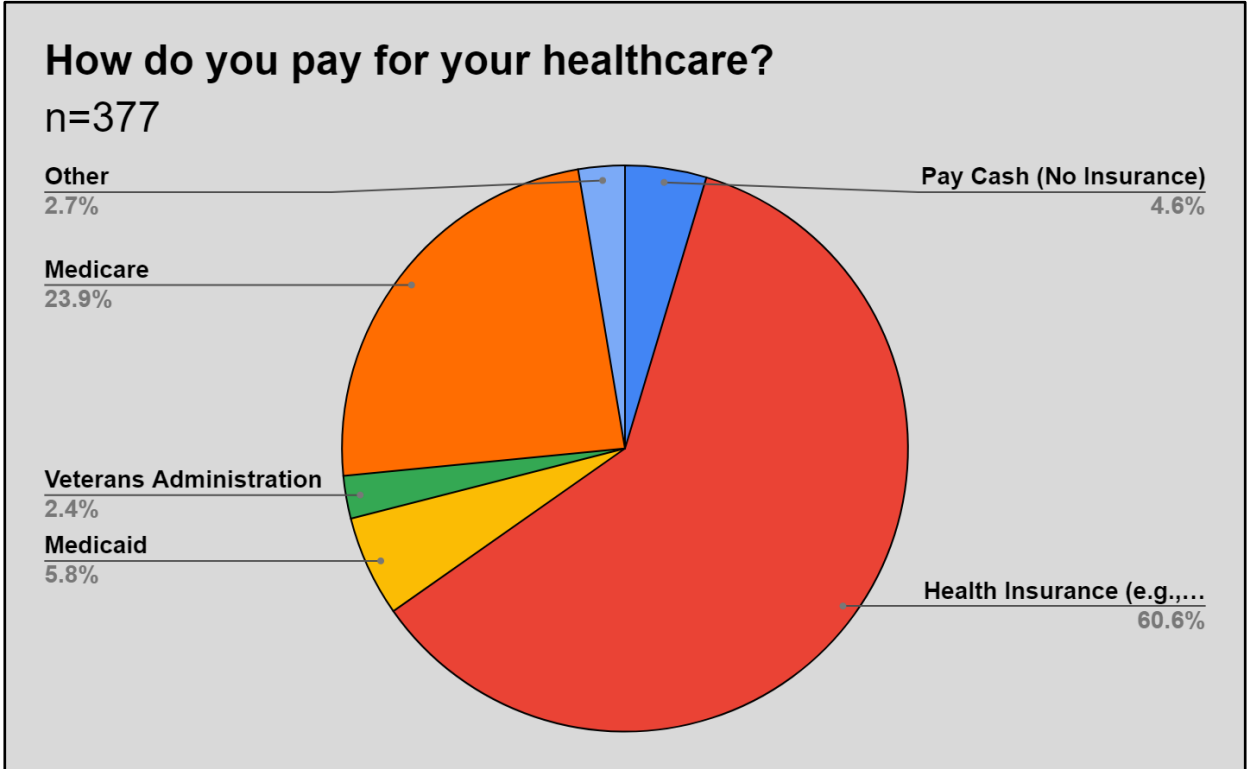
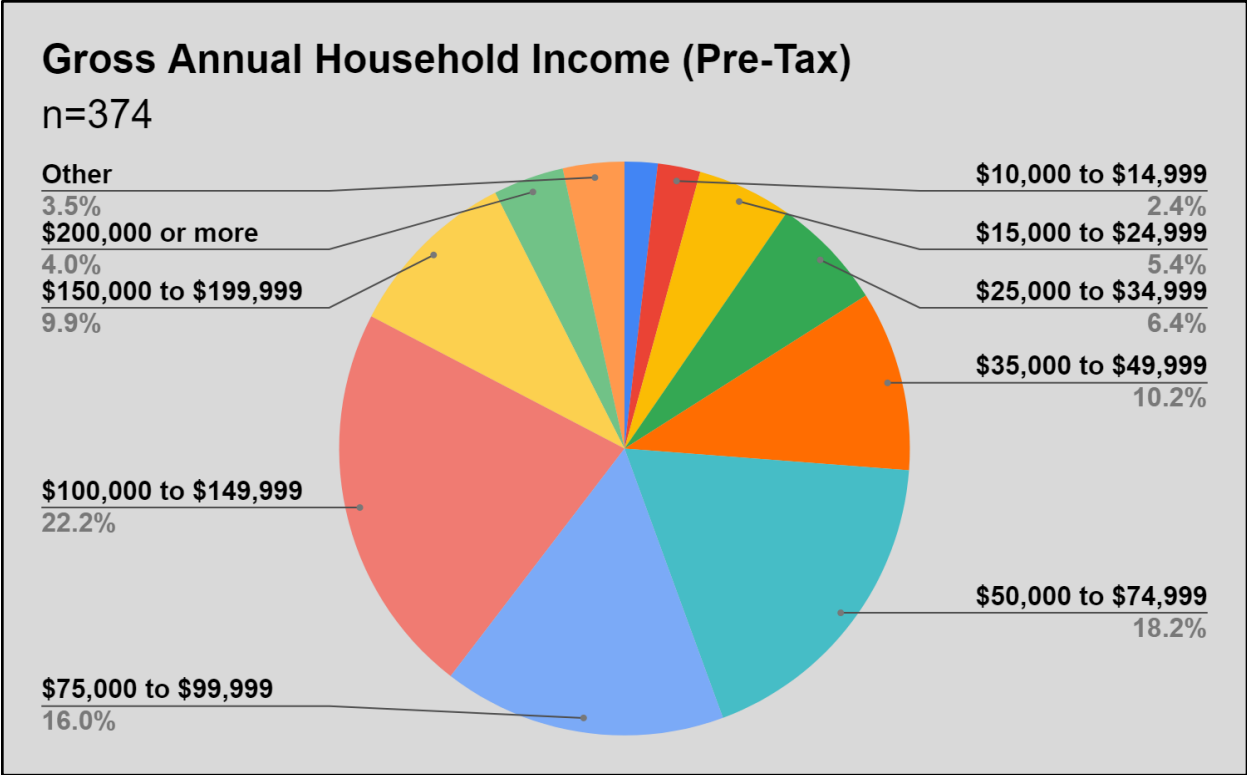
Demographics	Kankakee County	Survey Sample
<b>Age</b>		
17 years or younger	24%	0.3%
18 to 24 years	10.5%	3.4%
25 to 34 years	12.1%	7.7%
35 to 44 years	12.1%	15.8%
45 to 54 years	13.4%	17.7%
55 to 64 years	12.7%	25.6%
65 years or older	15.8%	29.6%
<b>Sex</b>		
Male	49.2%	16.7%
Female	50.8%	83.1%
<b>Race</b>		
Asian	1.1%	1.3%
Black/African American	15.0%	3.7%
Native American	0.4%	0.5%
White/Caucasian	81.4%	89.7%
<b>Ethnicity</b>		
Hispanic*	10.8%	7.4%
Non-Hispanic	89.2%	92.6%
<b>Highest level of Education</b>		
9th grade or less	4.7%	0.5%
Some high school, no diploma	7.9%	0.8%
High School Diploma or GED	34.0%	12.1%
Some college, no degree	26.0%	26.8%
Associate's degree	8.3%	13.4%
Bachelor's Degree	19.0%	20.5%
Master's degree or above	7.0%	24.5%
Other (please specify)	n/a	1.3%

The chart above displays Kankakee County census demographics compared to the community survey sample results. In comparison with the 2019 United States Census for Kankakee County demographics, the survey sample does not represent all Kankakee County residents. However, there are similarities with categories such as race/ethnicity and education. The community survey elicited 401 individuals that initiated the survey during these collection periods. Eleven of the respondents were disqualified immediately due to not living in Kankakee County. This resulted in 390 respondents that completed some or all of the survey. Overall, the survey sample had a large number of female respondents (83.1%) compared to the 50.8% living in

Kankakee County. Most survey respondents were white (89.7%) which is similar to the composition of Kankakee County at 81.4%. There were 7.4% of respondents who reported being Hispanic and 3.17% of the respondents noted Spanish as the primary language spoken in their home. Twenty-seven percent of the respondents were 44 years of age or younger, and 73% were 45 years and older.

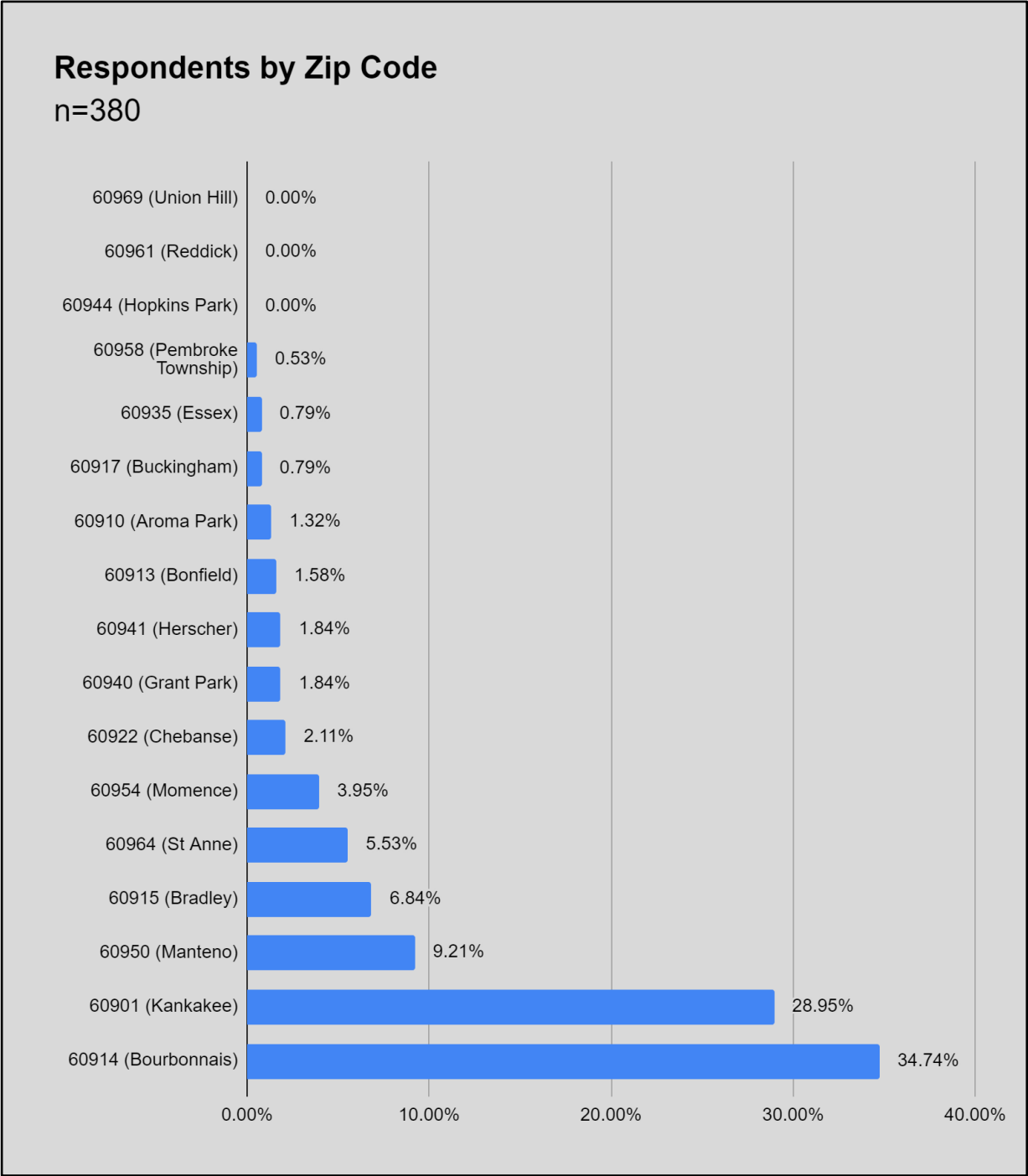
Of the respondents surveyed, the majority (67.5%) are married or in a civil union while 13.5% of respondents are single. Over 75% of the respondents have lived in Kankakee County for 16 years or more. Over half of the respondents reported having an annual gross household income over \$50,000. The median income for Kankakee County is \$57,981. See the graphs below for more detailed demographic information.





Survey responses were recorded from over 80% of the zip codes within Kankakee County. The

zip code with the highest survey participation was 60914, Bourbonnais, with 34.7% of the respondents, which is 16.4% of the county population. The second highest was the city of Kankakee 28.95% of the respondents, which is 24.2% of the county population.

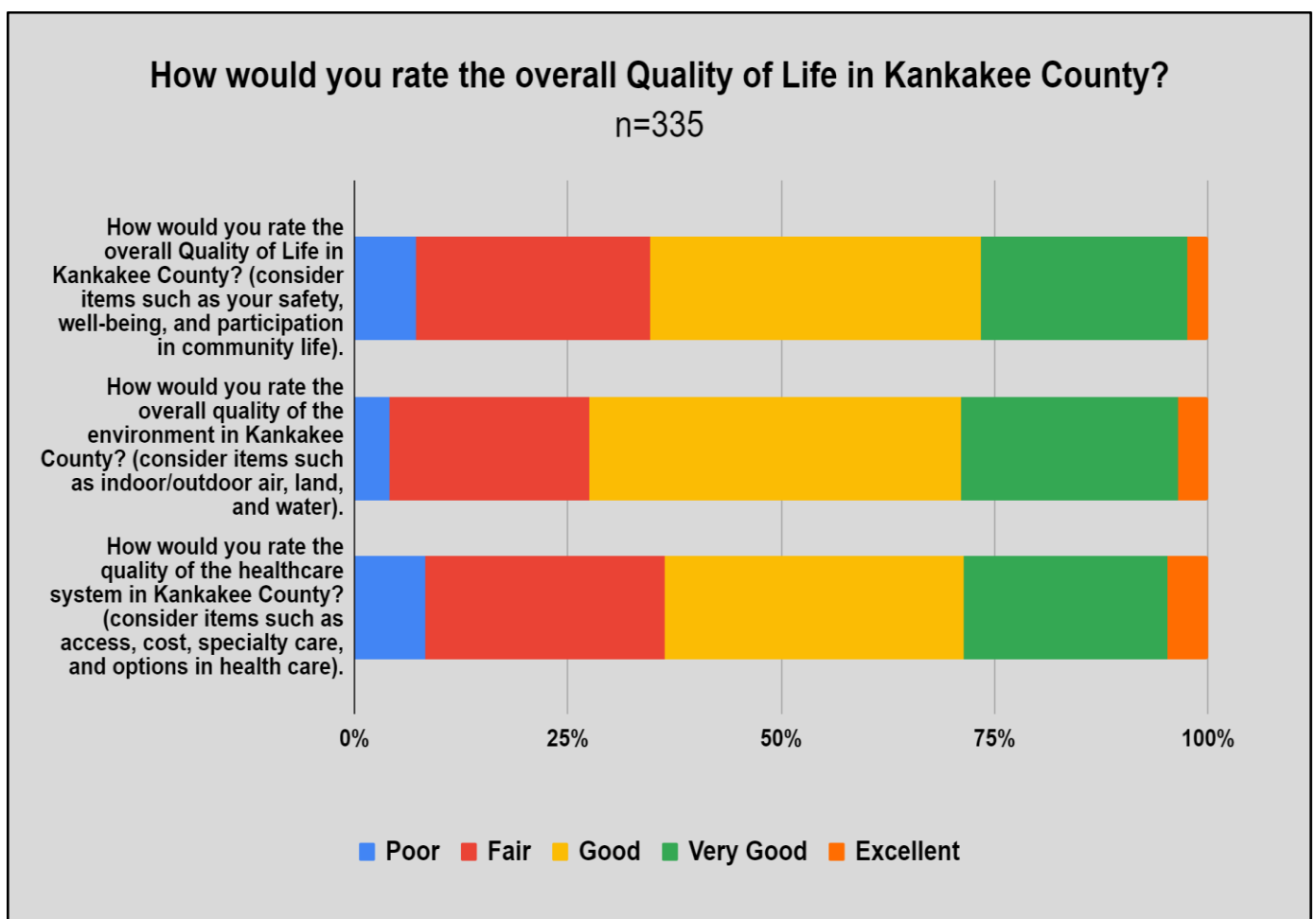


**Community Themes and Strengths Findings**

**Quality of Life**

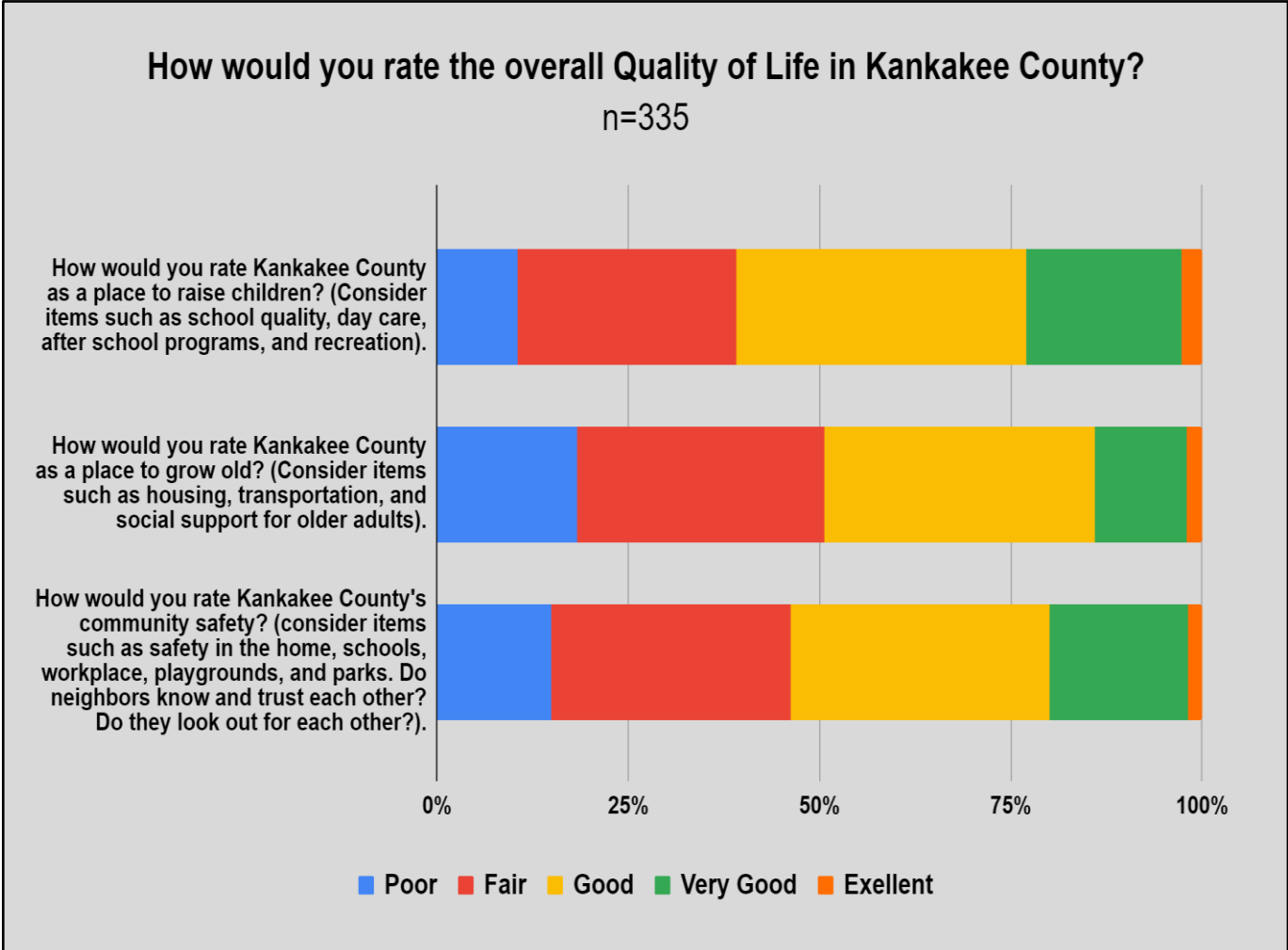
For this section of the survey, respondents were asked a series of questions about the quality of life in Kankakee County, and were asked to mark the rating which most closely matched their opinion.

When asked about the overall quality of life in Kankakee County, 62.99% of respondents selected good or very good. 68.95% percent of respondents rated the overall quality of the environment (such as indoor/outdoor air, land, and water) as good or very good. Of the 335 that responded to this question, 58.81% rated the healthcare system in Kankakee County as good or very good.



When asked how to rate Kankakee County as a place to raise children, 58.21% of the respondents selected good or very good. Only 47.31% of respondents rated Kankakee County

as a good or very good place to grow old, while 50.60% rated this question as fair or poor. 51.94% of the respondents rated Kankakee County community safety as “good” or “very good.”



**Open Responses**

Of the respondents, 55 provided comments to further explain their selections to the above questions. Analysis of the responses identified several themes within the responses, as listed below:

### **Safety and Crime**

The largest percentage (31%) of comments mentioned the issue of not feeling safe in their neighborhood or in parts of the county, and the prevalence of crime in Kankakee County. Gun violence, drugs, and gang activity, particularly in the city of Kankakee, is of significant concern to many of the respondents.

### **Community Resources**

Around 15% of the respondents identified the lack of community resources within Kankakee County as a concern. Several respondents said that the community did not have a welcoming appearance and missed opportunities to utilize community spaces for activities residents can have to improve quality of life. Examples of this are basketball courts, walking trails, gyms, daycares, mental health support groups, etc. It was noted that this issue is more prevalent in rural areas of Kankakee county.

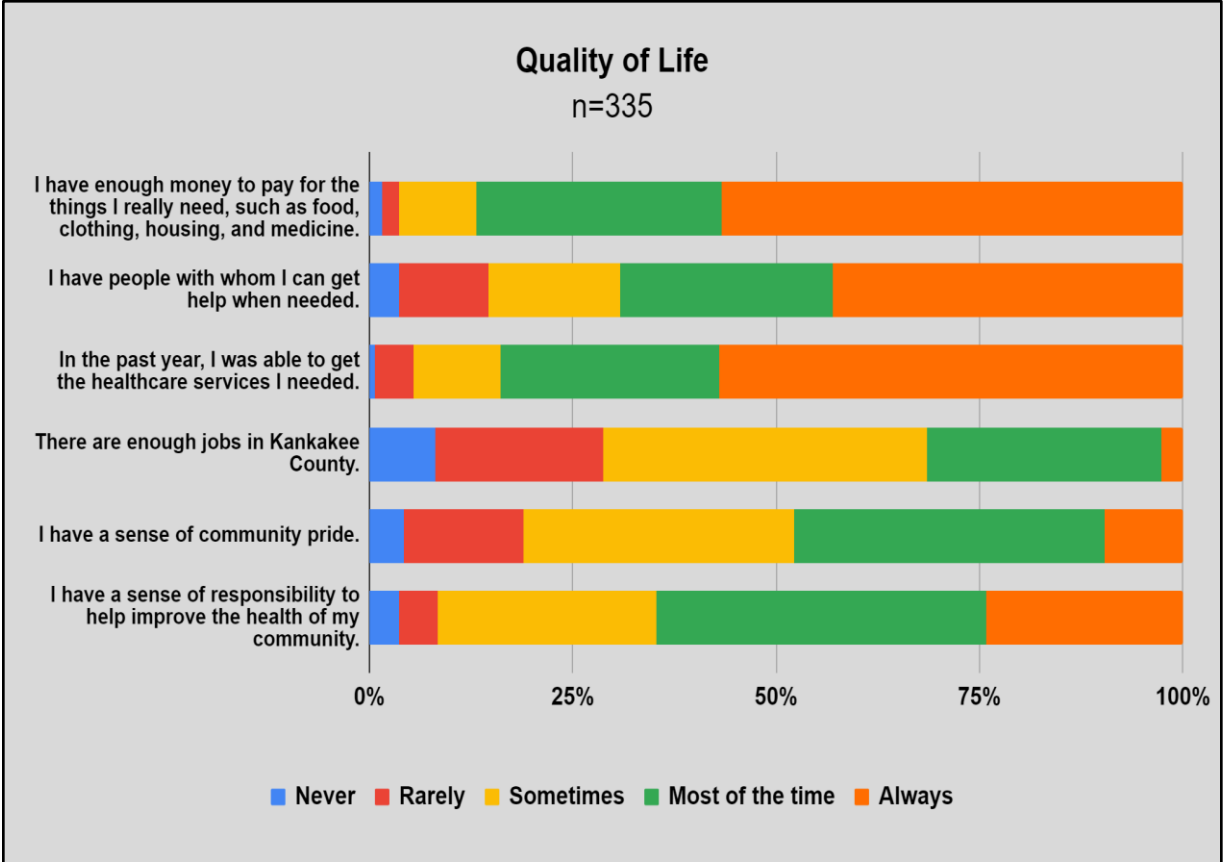
### **Taxes**

Nearly 7% of the comments stated that taxes in the area were too high. These residents expressed having trouble paying their taxes. It was also noted that even with the high tax rates, the residents still felt the school systems were sub par, salaries in the area were low, the area was not accessible for disabled residents, and the community's appearance was not up to standards.

### **Quality of Life Continued**



When asked if respondents had enough money to pay for the things they really need, 86.87% selected “always” or “most of the time.” 69.16% of the respondents selected that they can get help when needed “always” or “most of the time.” Respondents stated that in the past year, 83.88% were able to get the health services they needed “always” or “most of the time.”



**Open Responses**

Of the respondents, 23 provided comments to further explain their selections to the above questions. Analysis of the responses identified several themes within the responses, as listed below:

### **Lack of High Wage Jobs**

Nearly 30% of the respondents identified lack of high-wage jobs as a significant issue that impacts the quality of life in Kankakee County. It was noted in the responses that many of the jobs available are low paying and do not offer benefits. Several individuals described having a job that does not pay enough to support their family or having to go out of the county to find a job that was able to support them. Additionally, it was mentioned that the community had missed opportunities to provide better job opportunities, such as adding more businesses and manufacturing companies in Kankakee County that can provide more jobs to Kankakee County residents.

### **Poor Physical Appearance**

Poor physical appearance in the area (17%) was identified as a significant issue for respondents. Respondents identified the need for improvements to the physical appearance, such as adding paved roads and filling empty lots and property.

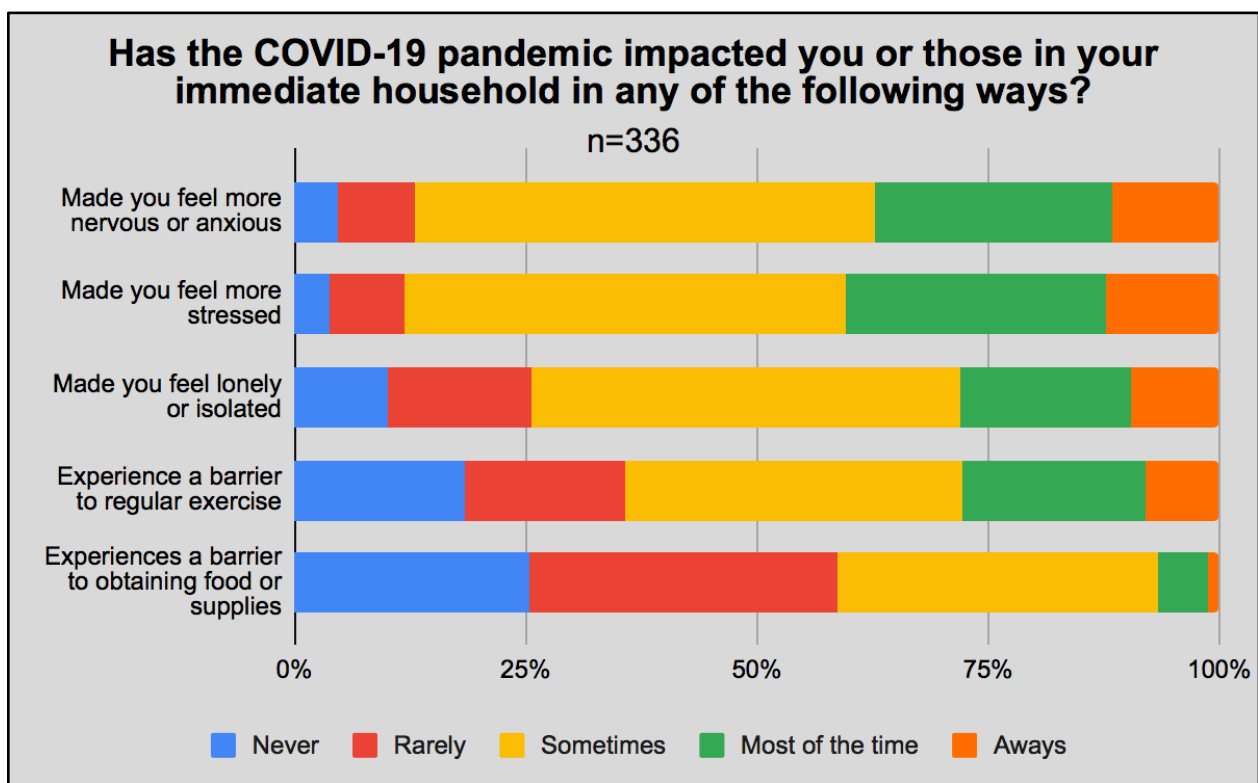
### **Healthcare Access**

Nearly 17% of the respondents identified that there is not enough adequate access to healthcare, specifically for mental health services. It was noted that jobs need to provide improved healthcare benefit options and there needs to be more local healthcare facilities.

## **COVID-19 Impact on Quality of Life**

The COVID-19 Pandemic has strongly impacted many people's lives. This section asks respondents how the COVID-19 pandemic has had an affect on health and quality of life in Kankakee County and globally.

The respondents are prompted to reply regarding the impact of the pandemic on them or their immediate household. When asked if the pandemic made them feel more nervous or anxious, 37.21% selected “always” or “most of the time.” 40.47% of the respondents selected that the pandemic made them feel more stressed “always” or “most of the time,” and 27.97% said it made them feel lonely or isolated “always” or “most of the time.” Respondents stated that in the past year, 27.76% experienced a barrier to regular exercise “always” or “most of the time.”



### Open Responses

Of the respondents, 66 provided comments to further explain their selections to the above questions. Analysis of the responses identified several themes within the responses, as listed below:

### **Guidelines**

26% of the respondents identified the importance of complying to guidelines put in place to manage the pandemic. Respondents noted the importance of following COVID-19 precautionary guidelines, such as wearing your mask and social distancing.

### **Mental Health**

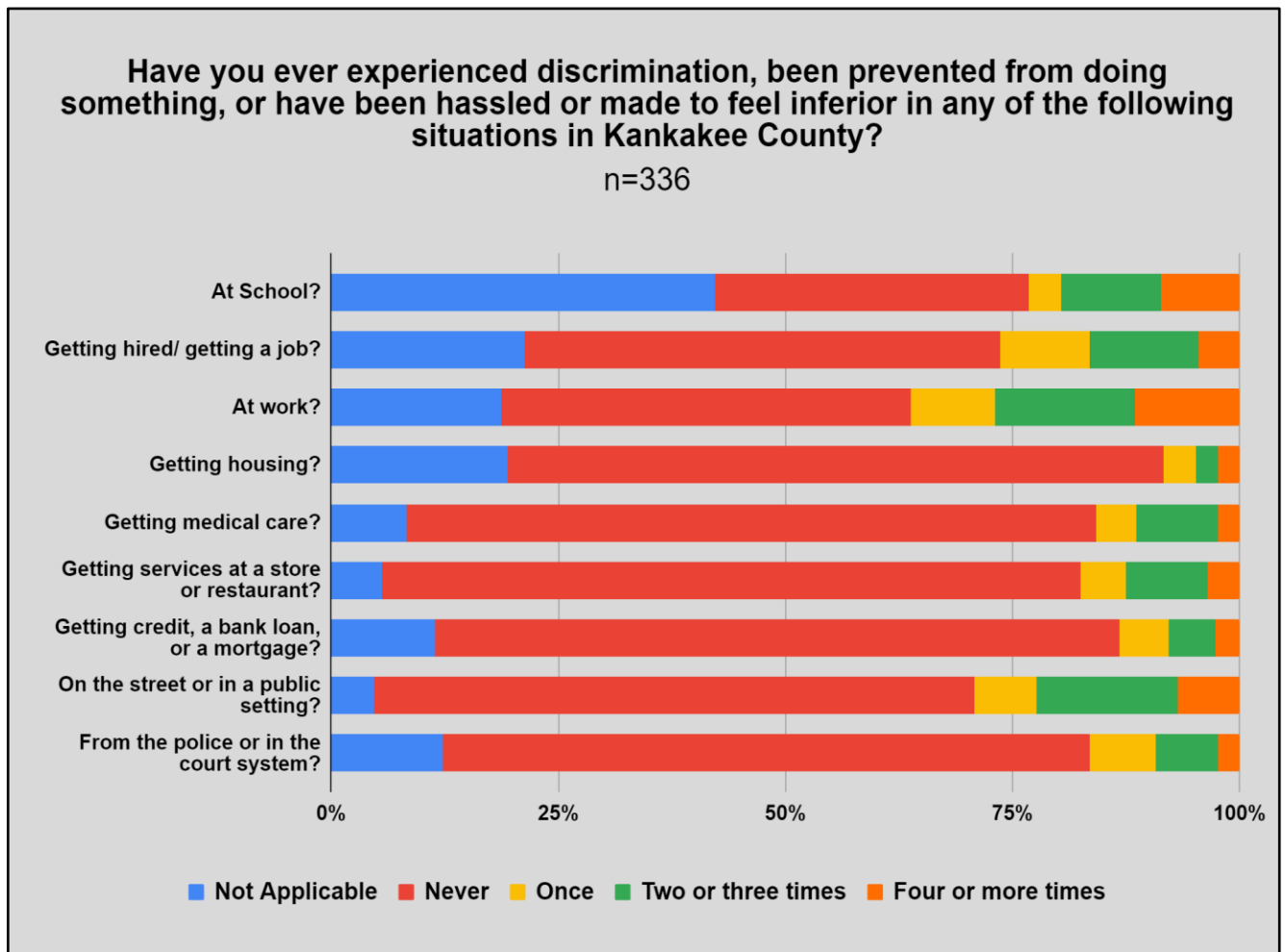
21.21% of the respondents identified that they struggled more with their mental health and/or felt an enhanced sense of isolation during the pandemic. These feelings stemmed from the sense of others not taking the pandemic seriously, peoples judgement on how to manage life with COVID-19, and having to protect themselves or high risk relatives safe from the pandemic.

### **Access to the Vaccine**

Around 9% of the respondents identified issues surrounding access and distribution of the vaccine. Residents felt that the high risk population was not being prioritized, it was difficult to make appointments for the vaccine, and the shots were not being distributed efficiently. The respondents noted they believe the issues stem from inadequate responses from government officials.

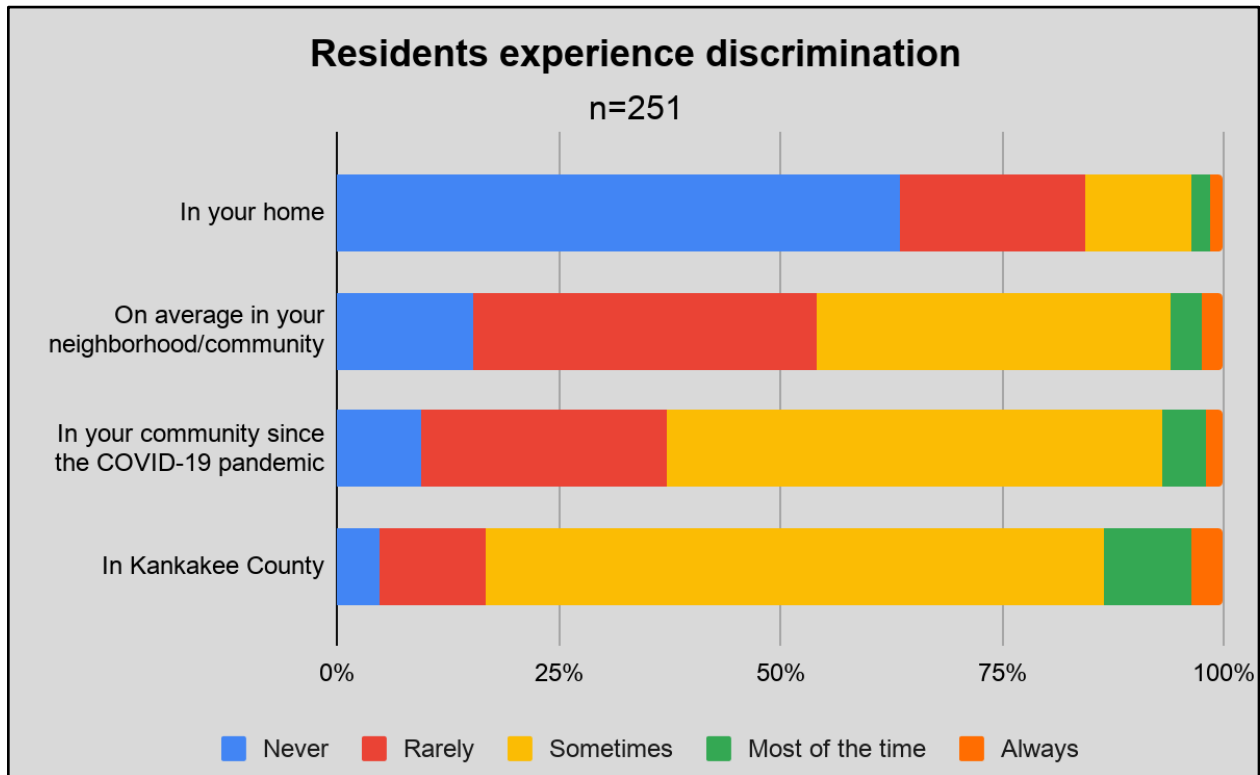
### **Health Equity**

An important aspect of identifying the strengths and themes within a community related to health equity is to assess perceptions of discrimination. Respondents were asked to identify areas in which they have experienced any type of discrimination in Kankakee County. The top three areas in which respondents experienced discrimination one or more times is at work (36.26%), on the street or in a public setting (29.18%), and getting hired/ getting a job (26.5%).



Respondents were asked again within the survey if they have ever experienced discrimination. Within their home, 63.6% never experienced discrimination. 5.37% of respondents rated that

residents experience discrimination rarely and 0% rated that residents never experience discrimination in their neighborhood or community. The perception of discrimination beyond their community is much higher, with 10.37% of respondents rating “rarely” and 0% rating “never” to residents experiencing discrimination in Kankakee County. In the community since the COVID-19 pandemic, 12.34% of respondents rated “rarely” or “never” to residents experiencing discrimination.



## Open Responses

Of the respondents, 26 provided comments to further explain their selections to the above questions. Analysis of the responses identified several themes within the responses, as listed below:

**Discrimination due to Age or Disability**

Several respondents (23%) commented on discrimination including lack of accessibility, lack of accommodations, lack of acceptance, and judgement of ability due to their age and physical ability.

**Discrimination from Authority**

Around 19% of the respondents identified discrimination from authoritative figures within the county. Examples provided in these responses included conflicts with the police force, through ticketing and protest events, and being denied services from organizations.

**Discrimination Against Race**

11.5% of the respondents commented on experiences of racial discrimination within Kankakee County. Among these comments, respondents mentioned experiencing discrimination related to interracial families. Several respondents commented on racial discrimination being an issue for Kankakee County as a whole, and in areas within the county.

**Social Issues**

Respondents were asked to rate social issues in their home, their neighborhood or community, and in Kankakee County. Each question was rated as always, most of the time, sometimes, rarely, and never. Issues that are ranked low in the always or most of the time category indicate that these are significant concerns to the residents of Kankakee County.

Access to interpreter services was identified as the most important social concern for residents in their home and in their neighborhood or community. These results may be less valid, since they were not given the option of not applicable, even if interpreter services were not needed in their home or neighborhood/ community. There was a noted barrier in Residents being able to participate in arts, culture, and community. Residents are able to go to good schools is one of the most important social issues for respondents in all four settings of their home, neighborhood/community, in the community since the COVID-19 pandemic, and in Kankakee County. Another important social concern for residents amongst the four categories is the Residents finding importance in racial/ ethnic diversity.

See the table below for detailed information about the top five social concerns in each category.

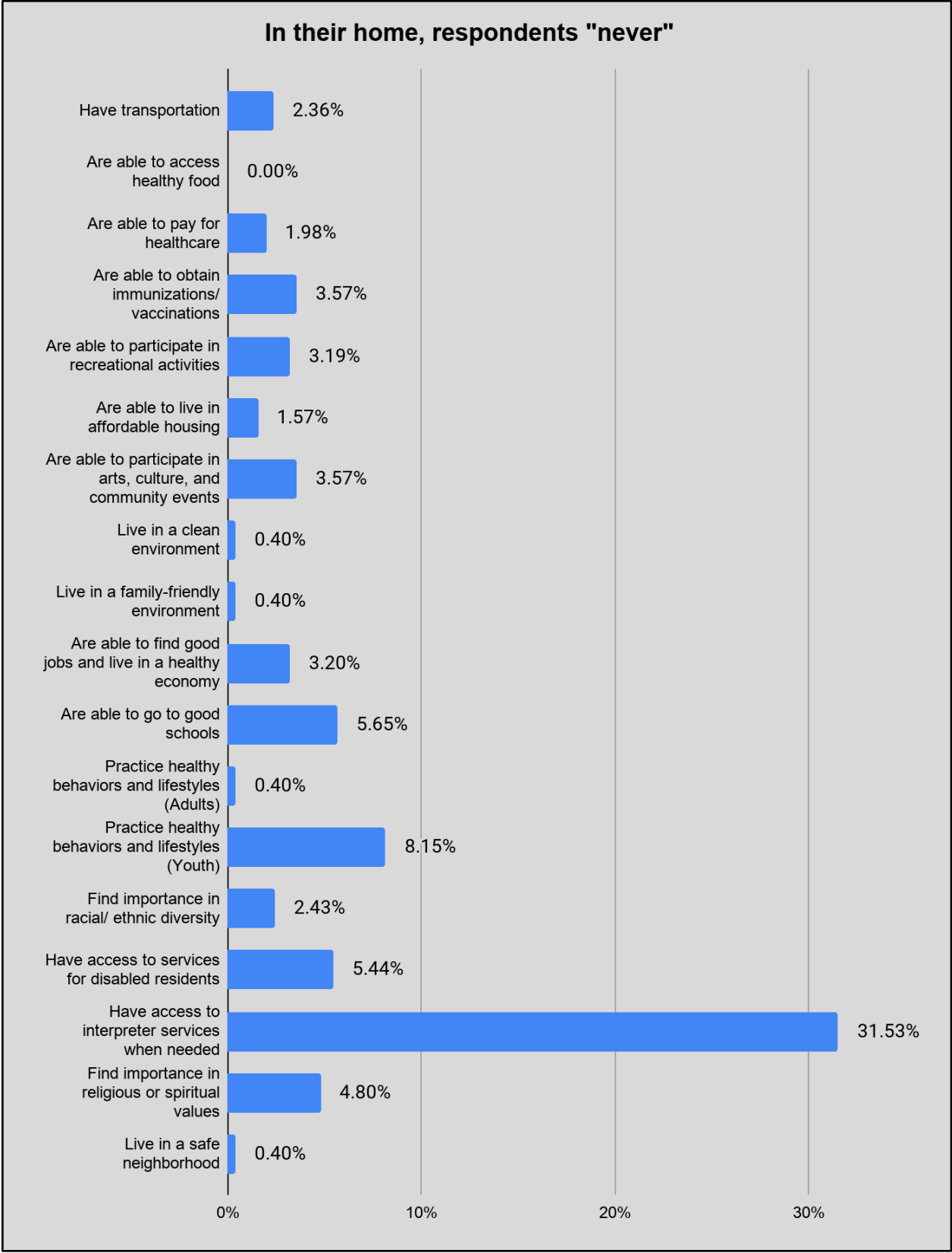
<b>In their Home</b>	<b>In their Neighborhood or Community</b>	<b>In your community since the COVID-19 pandemic</b>	<b>In Kankakee County</b>
1. Access to interpreter services*	1. Access to interpreter services*	1. Residents are able to participate in arts, culture, and community events	1. Residents are able to participate in arts, culture, and community events
2. Youth (under 18 years of age) residents practice healthy behaviors and lifestyles	2. Residents are able to participate in arts, culture, and community events	2. Access to interpreter services*	2. Access to interpreter services*
3. Residents are able to go to good schools	3. Residents have transportation	3. Residents are able to go to good schools	3. Residents are able to find good jobs and live in a healthy economy
4. Those with disabilities have access to services	4. Residents are able to go to good schools	4. Residents are able to participate in recreational activities	4. Residents are able to go to good schools
5. Residents find importance in religious or spiritual values	5. Residents find importance in racial/ ethnic diversity	5. Residents find importance in racial/ ethnic diversity	5. Residents find importance in racial/ ethnic diversity

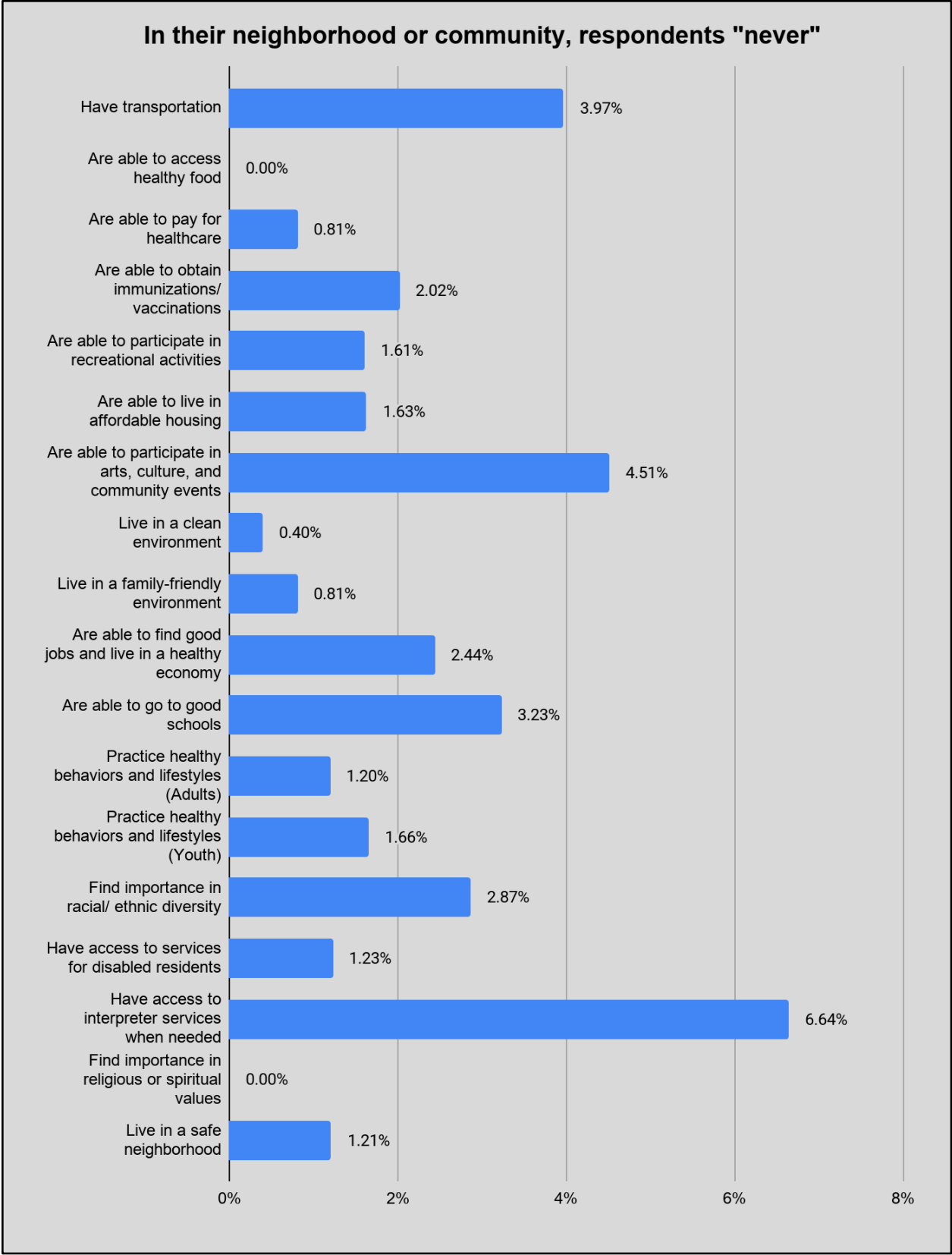
\* These results may be less valid, since they were not given the option of not applicable, even if interpreter services were not needed in their home or neighborhood/ community

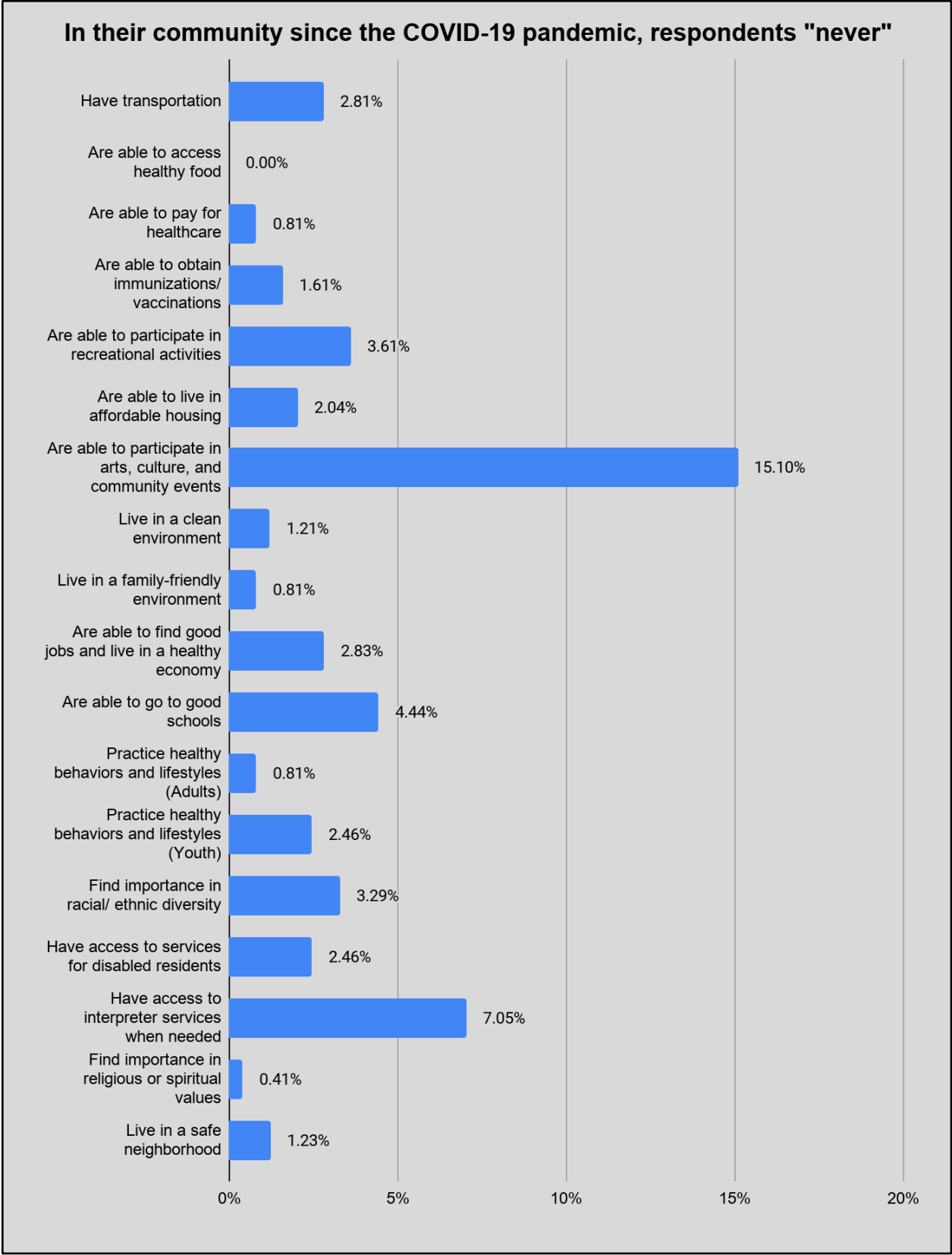


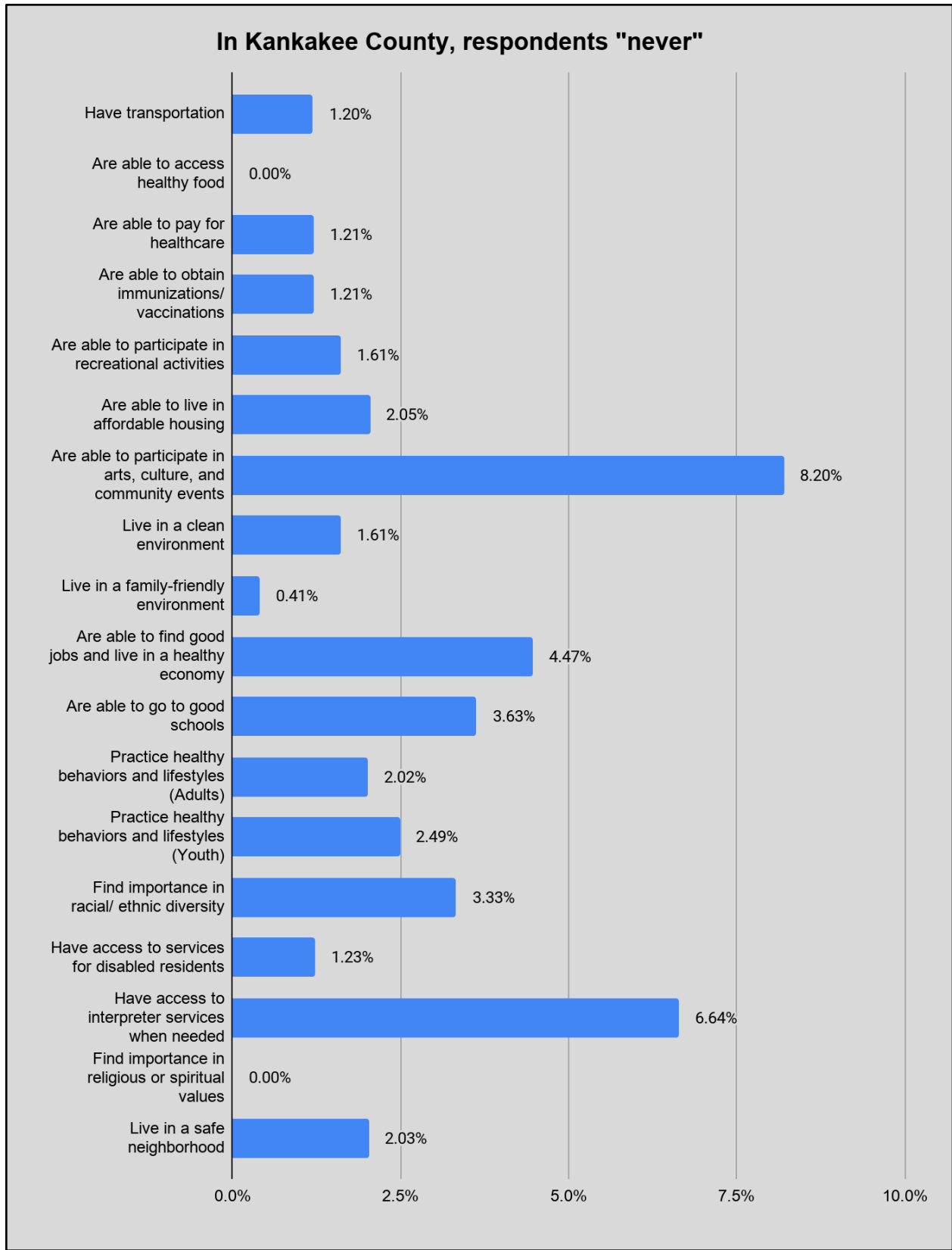
The next four charts provide detailed information about all of the social issues that respondents rated in the survey. It is important to identify the social issues that respondents rate lowest (never), indicating these issues are of the most concern.

Respondents indicated that in their home, in their neighborhood or community, in the community since the COVID-19 pandemic, and in Kankakee County, access to good schools was a prevalent social issue, due to the fact respondents marked never more commonly in these sections. People with disabilities having access to services was another one of the highest issues for residents in their home. The third highest social issue among the neighborhood or community category was residents having lack transportation. For residents to be able to participate in arts, culture, and community events was the largest social issue stemming from the impact of COVID-19. Kankakee County respondents rated participation in arts, culture, and community events, the ability to find good jobs and live in a healthy economy, and residents finding importance in racial/ ethnic diversity as highly rated social issues.









## **Open Responses**

Of the respondents, 26 provided comments further explain their selections to the above questions. It is important to note that the largest percentage of respondents (53.8%) provided comments related to difficulty determining what social issues are impacting individuals outside of their home or Kankakee County. Several comments suggested adding “not applicable” as an optional response category. Other comments within the 53.8% provided feedback for the survey, stating that they believed the section lacked clarity. Analysis of the responses identified several themes within the responses, as listed below:

### **Racism**

Around 23% of respondents identify racism as an issue within Kankakee County. Comments related to racism include residents explaining they felt they were treated differently and/or poorly by their community and the police force due to their race.

### **Food Access**

Close to 12% of the survey respondents commented on not having access to healthy food. Several respondents note concerns for access to nutritious food and the lack of services that can help residents maintain a healthy lifestyle.

### **Physical Appearance**

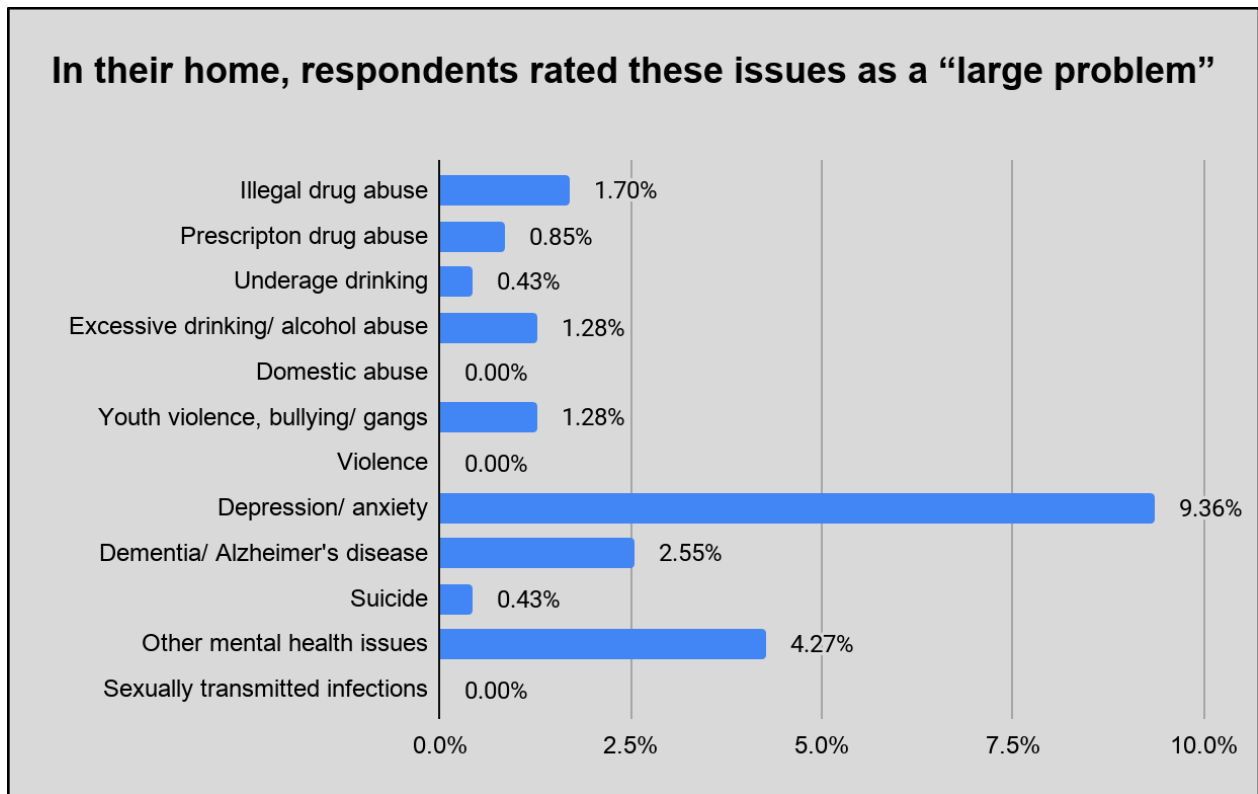
Around 4% of the respondents commented on the lack of a welcoming appearance for the area. It is suggested that the community could include improvements to make the area more attractive to people who live or are looking to live in the area.

## Health Issues

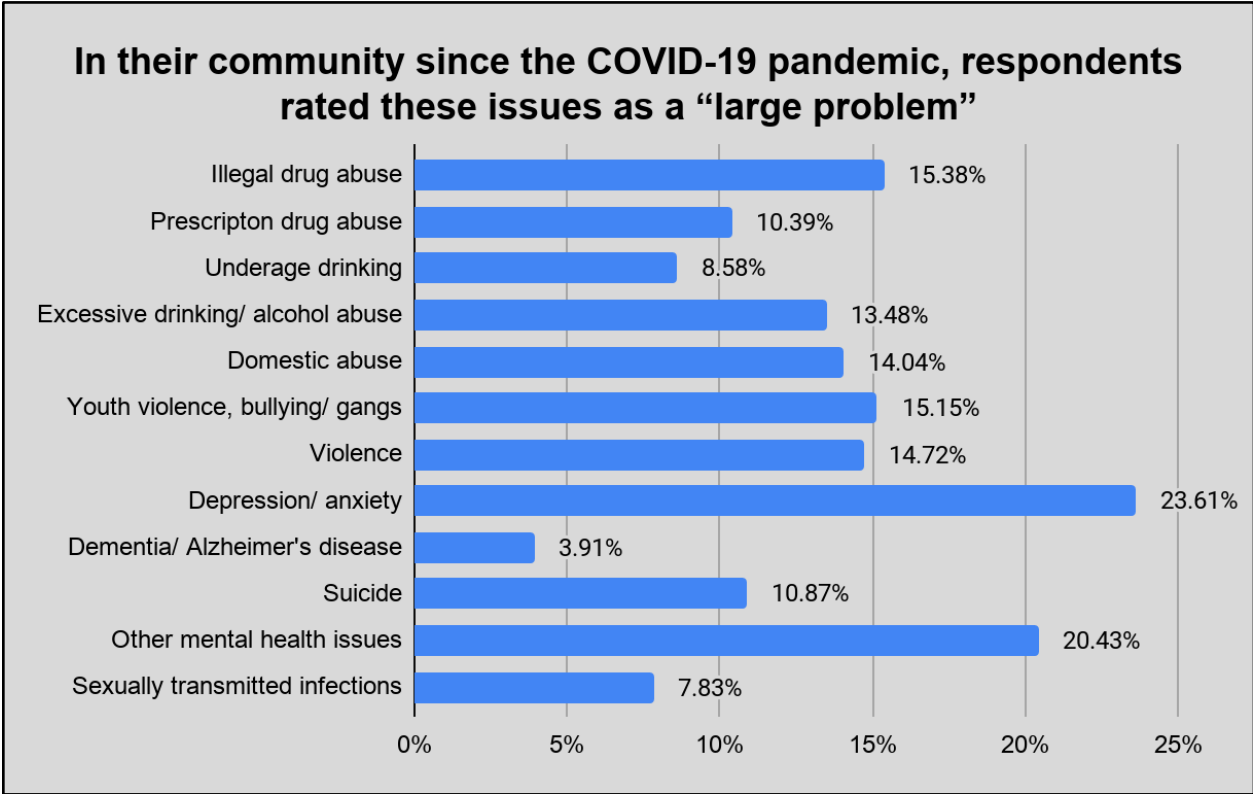
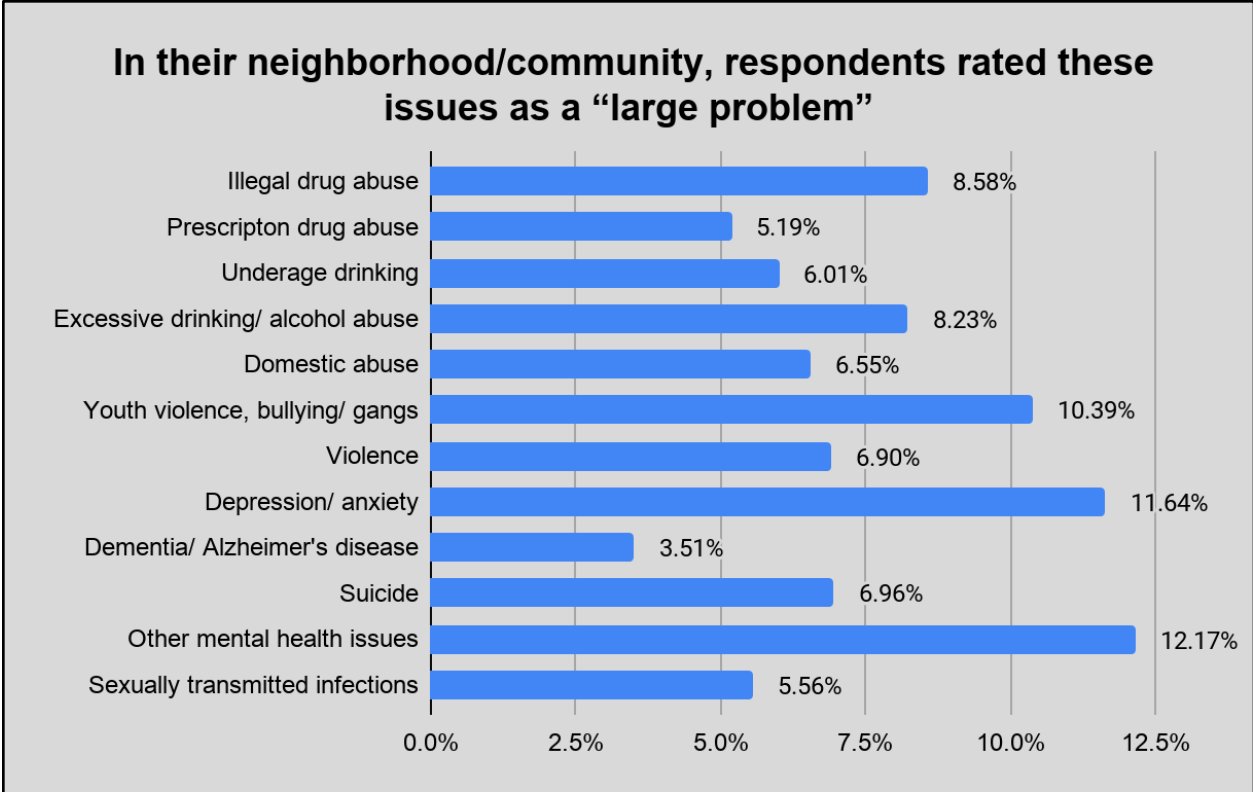
Respondents were asked to rate health issues in their home, their neighborhood or community, and in Kankakee County. Each question was rated as not a problem, a small problem, somewhat a problem, a large problem, and don't know/not applicable. Issues that are ranked high in the category of a large problem indicate that these are significant health concerns for the residents of Kankakee County. The top three health concerns for residents in their homes is depression/ anxiety, other mental health issues, and dementia/Alzheimer's disease. In their neighborhood or community, respondents indicated that depression/ anxiety, other mental health issues, and youth violence, and bullying / gangs are the most significant health issues. Depression/ anxiety was the number one impact to the community in this section due to COVID-19, followed by other mental health issues, and illegal drug abuse. The respondents rated illegal drug use, violence, and youth violence, bullying / gangs as the top three health concerns in Kankakee County as a whole. See the chart below for detailed information.

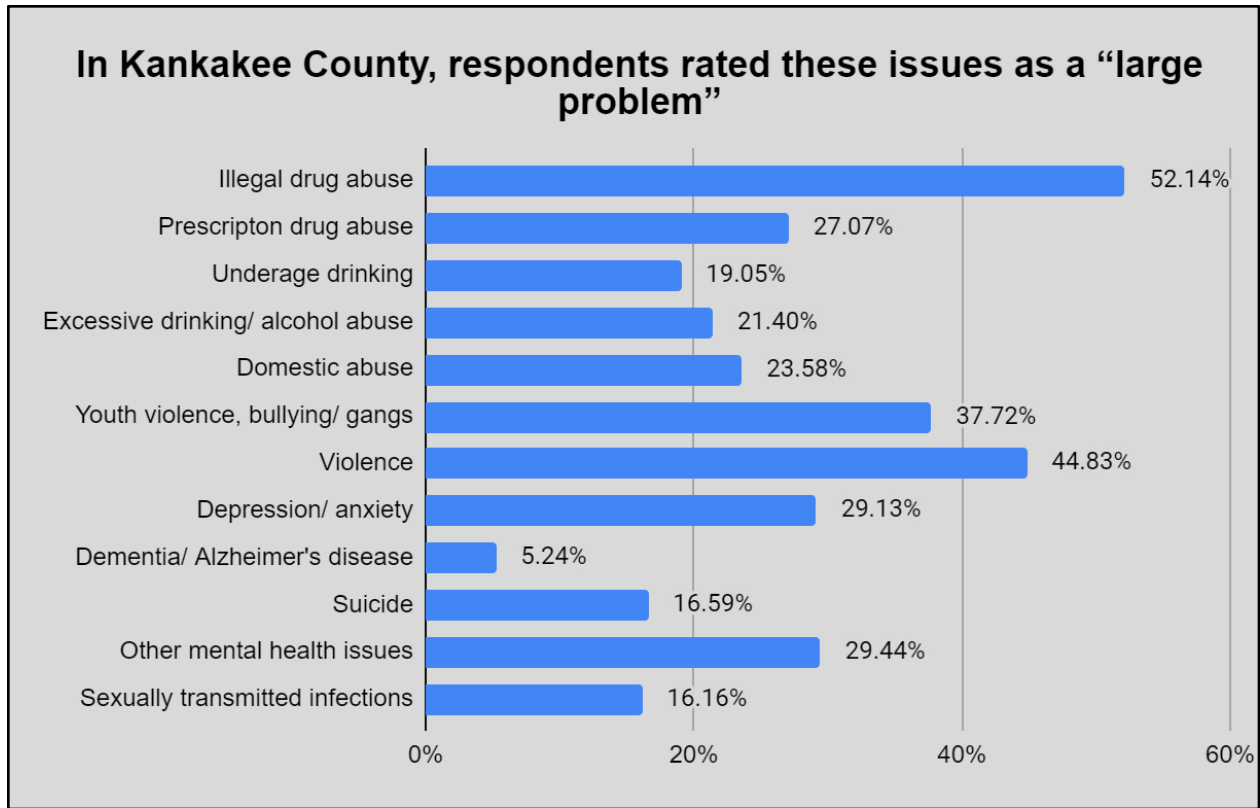
<b>In their Home</b>	<b>In their Neighborhood or Community</b>	<b>In your community since the COVID-19 pandemic</b>	<b>In Kankakee County</b>
1. Depression/ anxiety	1.Other mental health issues	1.Depression/ anxiety	1.Illegal drug abuse
2.Other mental health issues	2. Depression/ anxiety	2. Other mental health issues	2. Violence
3. Dementia/ Alzheimer's disease	3.Youth violence, bullying/ gangs	3. Illegal drug abuse	3.Youth violence, bullying/ gangs
4. Illegal drug abuse	4. Illegal drug abuse	4. Youth violence, bullying/ gangs	4. Other mental health issues
5.Excessive drinking/ alcohol abuse and Youth violence, bullying/ gangs	5. Excessive drinking/ alcohol abuse	5. Violence	5. Depression/ anxiety

The charts below provide detailed information on all health issues the respondents were asked to rate on the survey. The health issues that were rated the lowest in each of the categories indicates respondents are the least concerned with these health issues. In the home, respondents rated the lowest health issues as violence, domestic abuse, and sexually transmitted infections (STIs). Respondents rated the lowest in the neighborhood or community Prescription drug abuse, dementia/ Alzheimer’s disease, and sexually transmitted infections (STIs). Sexually transmitted infections and Dementia/ Alzheimer’s disease are noted to be of least concern to the respondents for Kankakee County overall, and the least concerning in the community after COVID-19. Underage drinking was also of low concern in Kankakee County as a whole.









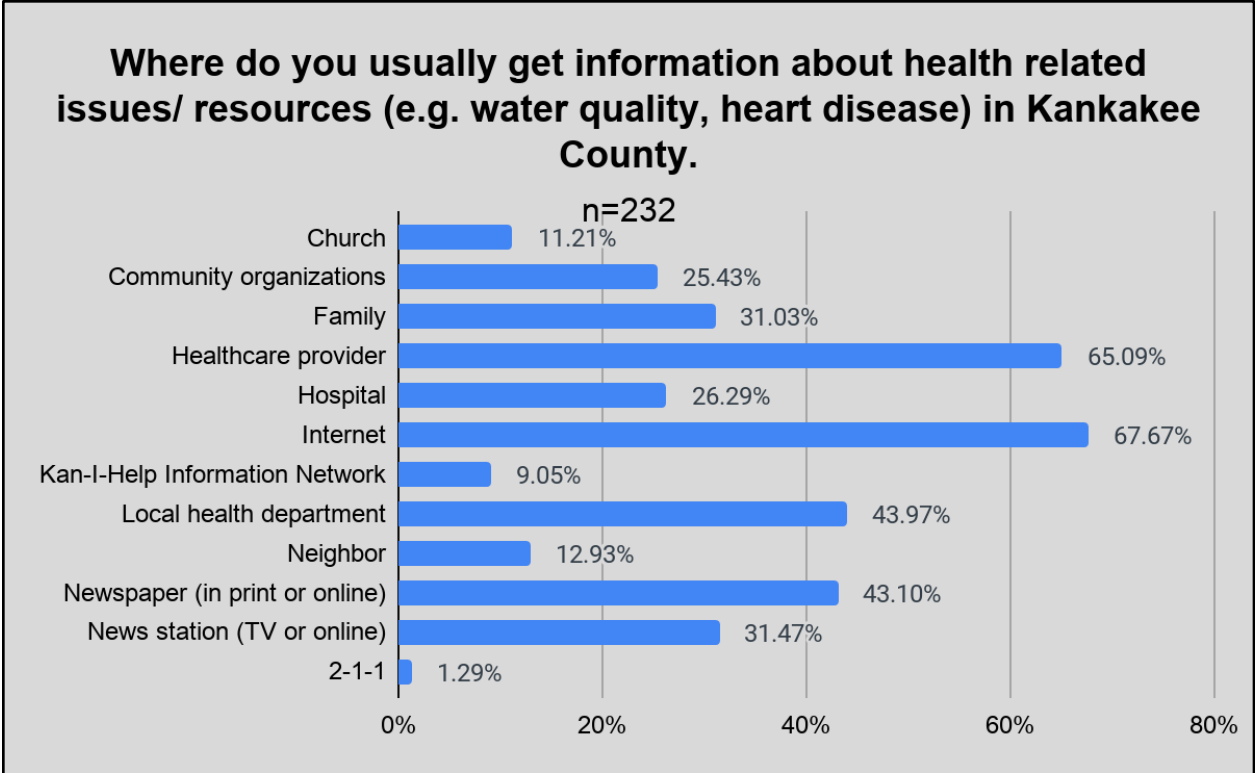
### Open Responses

Of the respondents, 5 provided comments further explain their selections to the above questions about health issues. Analysis of the responses identified several themes within the responses, as listed: Suicide, accessing mental health providers, mental health in communities of color, STD rates. There were 3 additional comments that stated they did not know or N/A.

## Information and Services

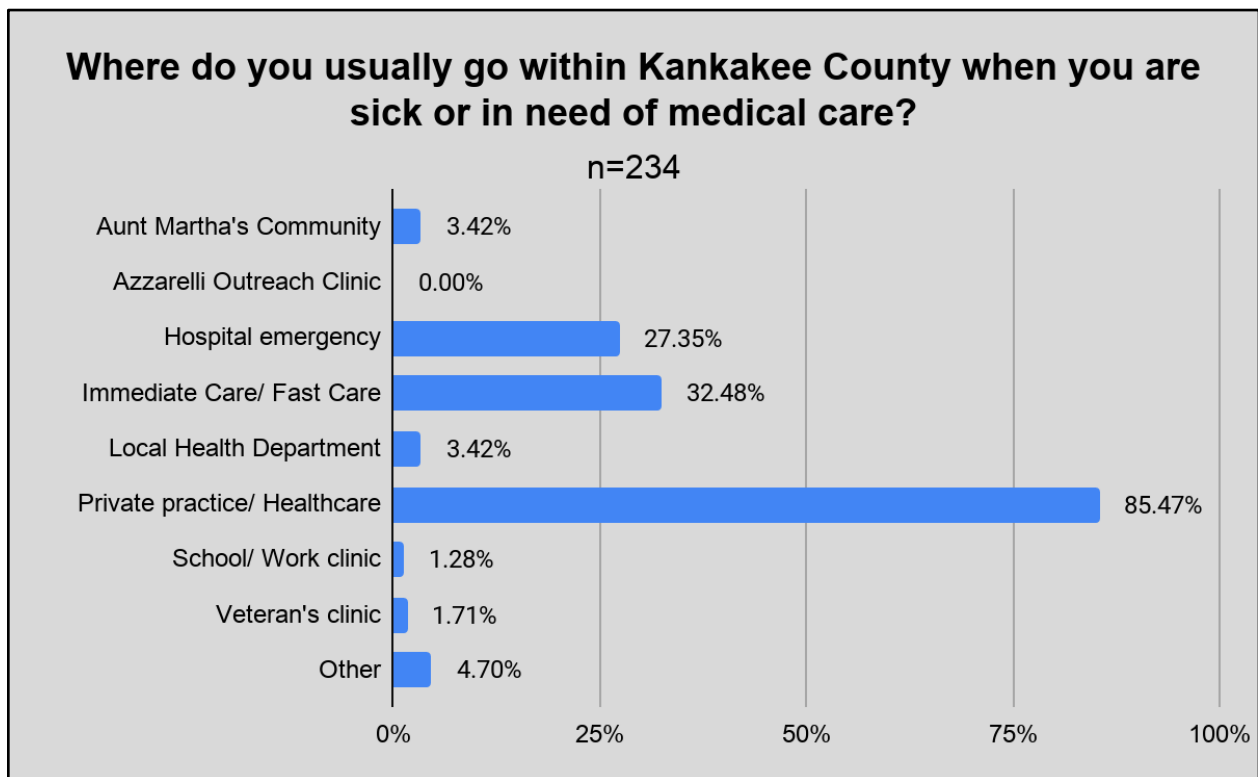
### Resources

Respondents were asked to select where they get health related information. The top five resources that were selected include the internet (67.67%), their healthcare provider (65.09%), their local health department (43.97%), the newspaper (in print or online) (43.10%), a news station (TV or online) (31.47%), and family (31.03%).

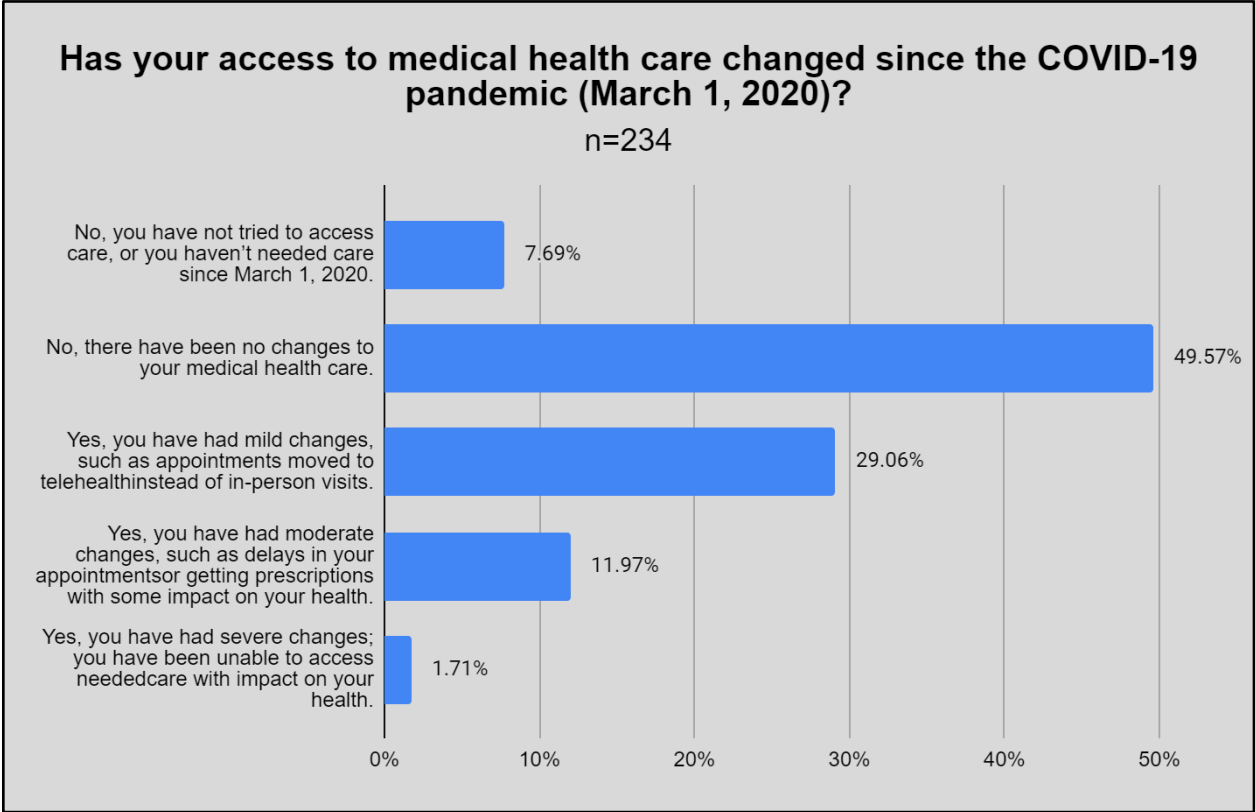


## Access to Health Care

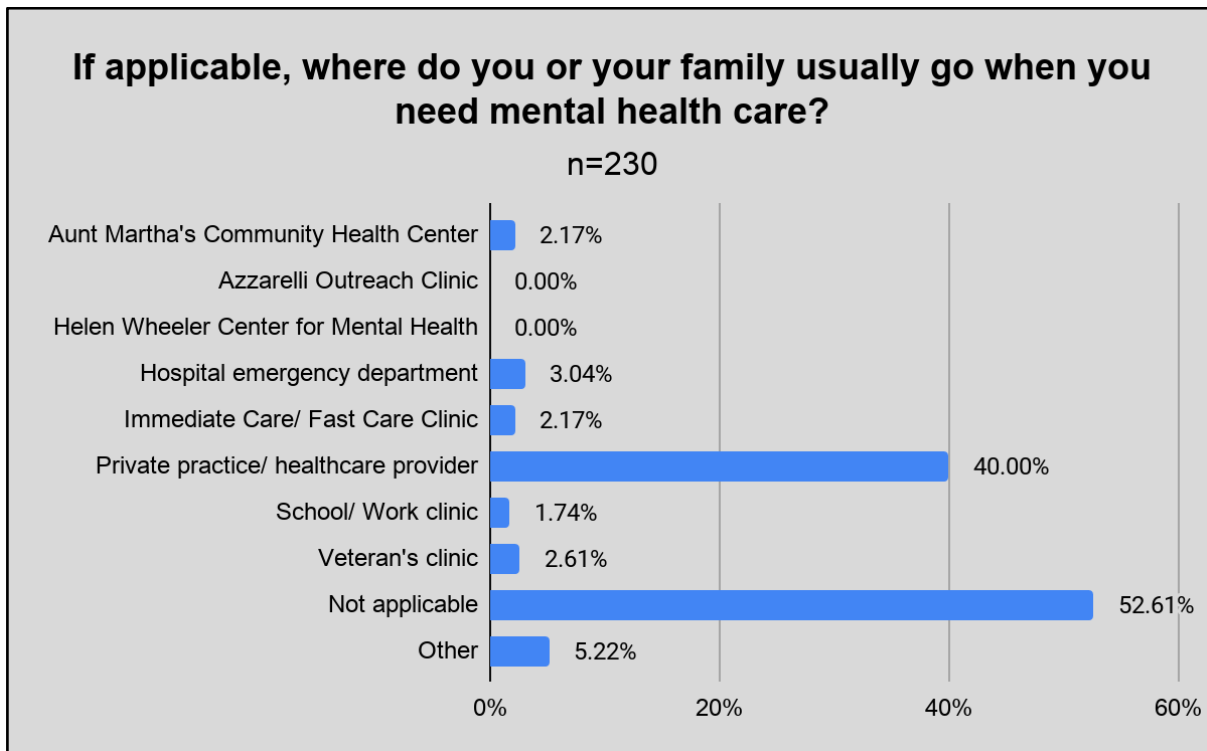
Having adequate access to health care is important for individuals to receive preventative health care and treatment of diseases, illness, and injuries. Respondents were asked to select where they go for health care services. The highest three places that individuals access health care are their healthcare provider/private practice (85.47%), Immediate care/ fast care clinic (32.48%), and the hospital emergency department (27.35%). Close to 5% of the respondents selected “other” for health care services, and gave comments for options other than those provided: Outside the County, Hippocrates Medical Clinic, has not received care, and a health food store. 2 respondents commented, Family doctor and PCP (these respondents were unsure about the question).



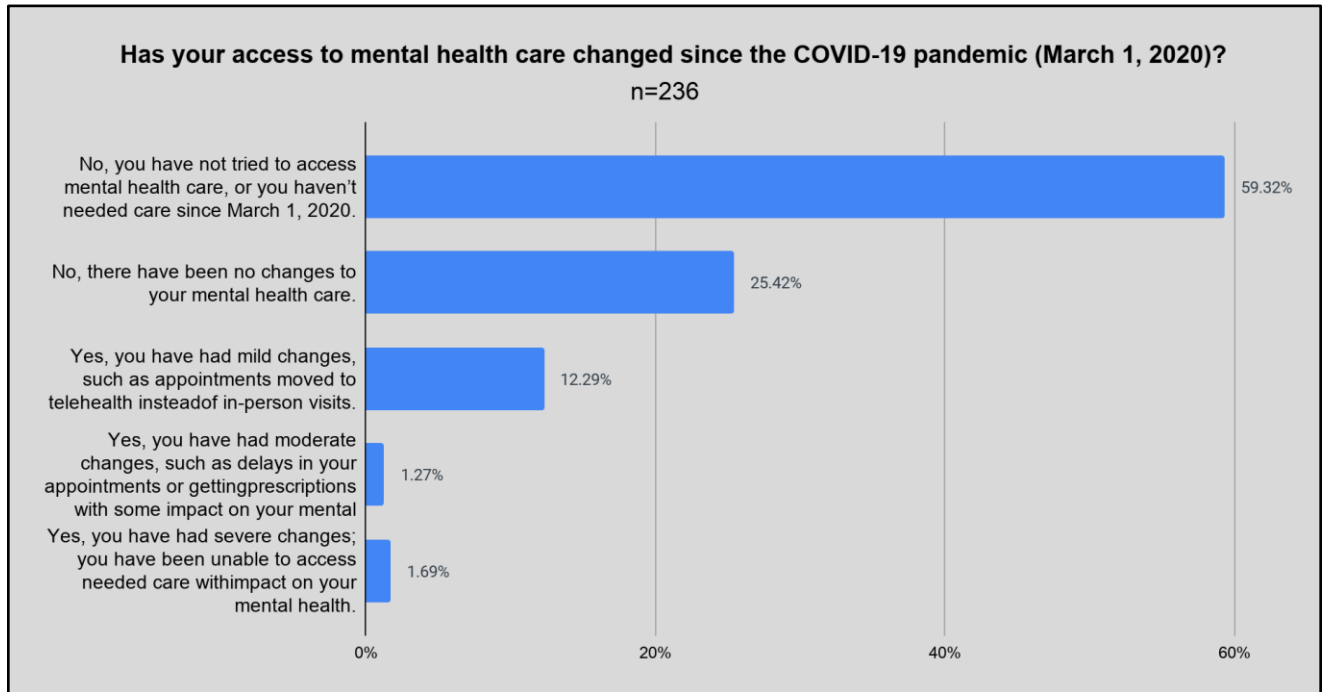
When asked “Has your access to medical health care changed since the COVID-19 pandemic (March 1, 2020),” the majority of the respondents (49.57%) selected that there have not been any changes. While, 29.06% of the respondents indicated that they had mild changes to their health care. 1.7% selected having severe changes to their health care. Severe changes include not having access to needed care that impacts your health.



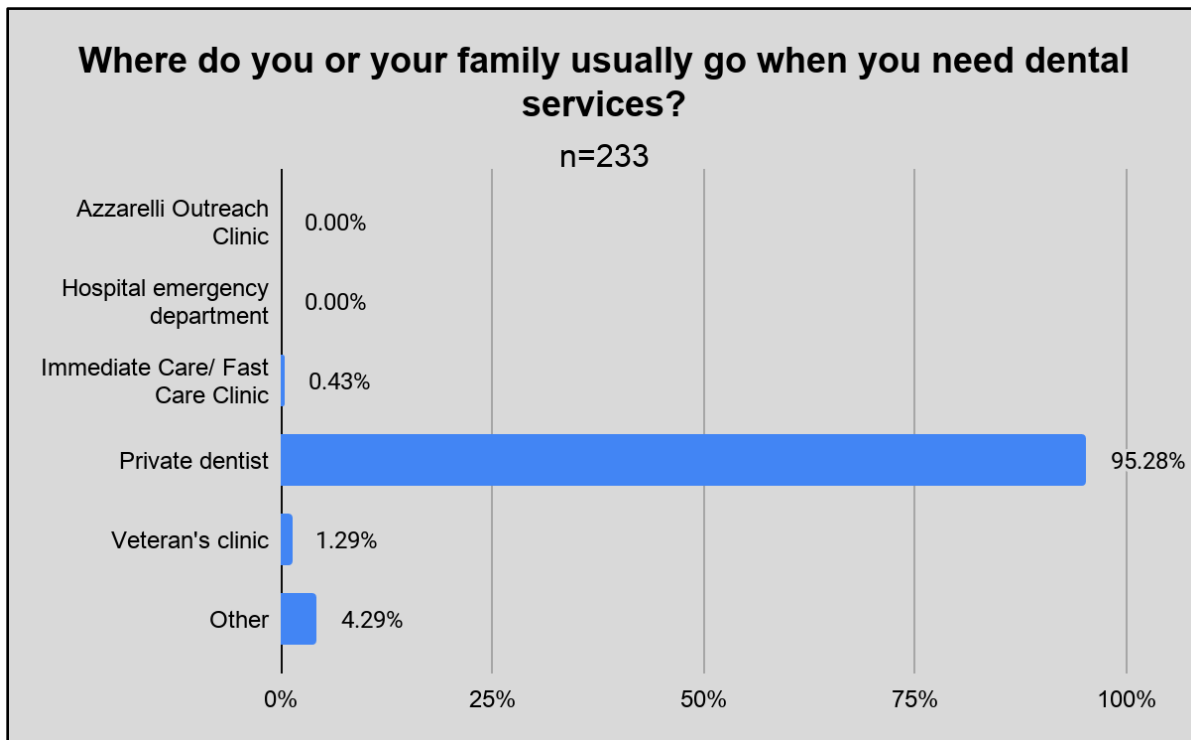
Adequate access to mental health care is important to the mental health and well-being for individuals who need mental health services. The majority of respondents (52.61%) selected not applicable for this question. Of those that responded, the highest percentage of individuals selected private practice/ healthcare providers (40%). A much smaller percentage of individuals selected the hospital emergency department (3.04%). Close to 5% of the respondents selected “other,” and included the following comments: They are unable to afford or find mental health services.



When asked “Has your access to mental health care changed since the COVID-19 pandemic (March 1, 2020),” the majority of the respondents (59.32%) selected that they “have not tried to access mental health care, or they haven’t needed care since March 1, 2020.” 25.42% of the respondents indicated that they had no change to their mental health care, while 12.29% noted they have had mild changes to their mental health care. Around 1.3% selected they experienced moderate changes to their mental health care and close to 1.7% selected having severe changes to their mental health care. Severe changes could pertain to not being able to access needed mental health care.



Dental health is an important component of overall health and well-being for adults and children. Respondents were asked to select “where do you or your family go when you need dental services?” The largest majority of respondents (95.28%) selected a private dentist. Around 4.3% of respondents selected “other;” most of these respondents listed going out of Kankakee County for dental services, and several individuals commented they are unable to afford dental services.

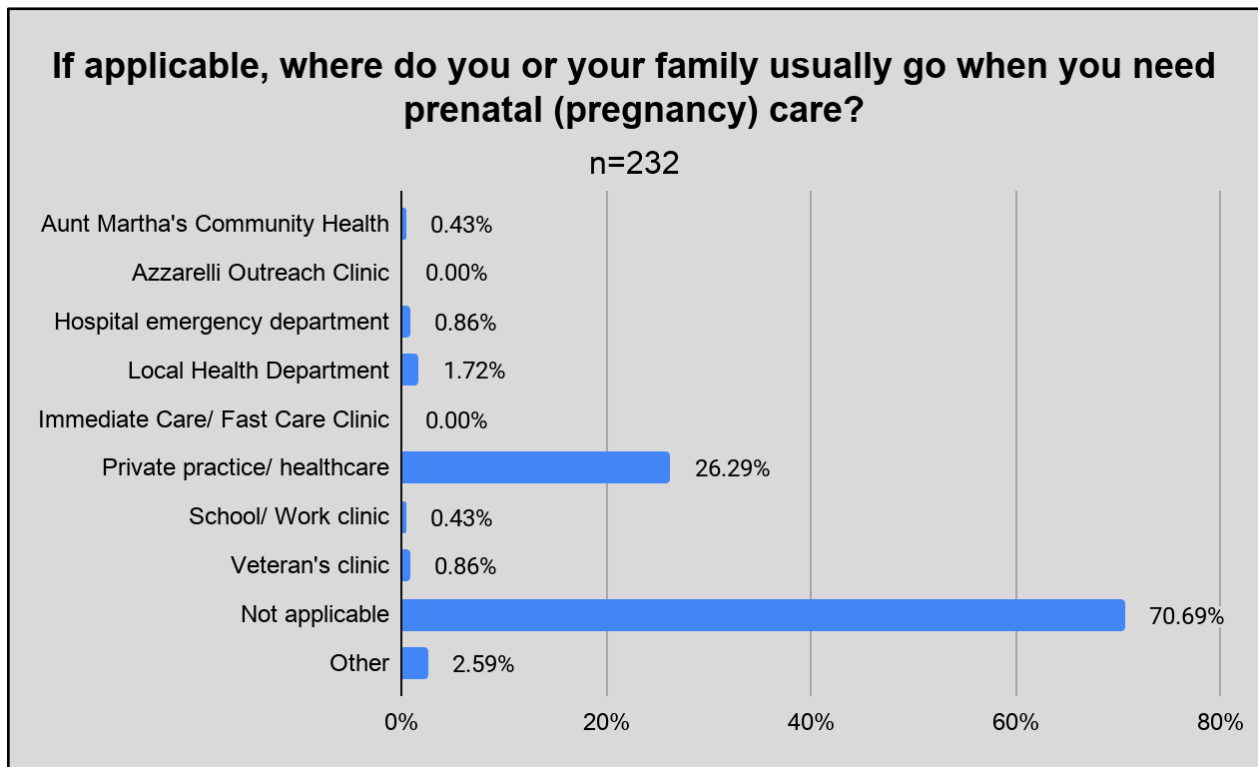


### Open Responses

Of the respondents, 10 provided comments further explain their selections to the above questions about access to information and services. The responses were as follows: 9 respondents stated they do not go to the dentist due to lack of access, not finding a dentist that takes their insurance, or not being able to cover costs. One respondent stated they go to Aunt Martha’s Clinic.



Access to adequate prenatal care early in pregnancy results in improved pregnancy outcomes for women and infants. Respondents were asked to select where to access prenatal (pregnancy) care? 70.69% of the respondents selected “not applicable” to this question. Of those that selected another response, 26.29% selected private practice/ health care providers. Around 2.5% selected “other.” Less than half respondents who selected “other” left comments with their alternative health sources. Around 1.7% of the respondents selected the local health department, which provides family case management and WIC services for pregnant women.



### Open Responses

Of the respondents, 2 provided comments further explain their selections to the above questions about access to information and services. The two responses were as follows: Olympia Fields hospital and Midwife from Indiana. The other 4 comments were: N/A (2), doctor, and nowhere.

## **Appendix A**

Community Themes and Strengths Assessment

Kankakee County

Survey in English



















































## **Appendix B**

Community Themes and Strengths Assessment

Kankakee County

Survey in Spanish